


Daniel Mayfield  
*Commissioner, District 1*

Miguel M. Chavez  
*Commissioner, District 2*

Robert A. Anaya  
*Commissioner, District 3*



Kathy Holian  
*Commissioner, District 4*

Liz Stefanics  
*Commissioner, District 5*

Katherine Miller  
*County Manager*

Date: April 09, 2013

To: Santa Fe Board of County Commissioners

From: Erick Aune, Transportation Planner

Cc: Robert Griego, Planning Manager  
Penny Ellis-Green, Growth Management Director

Re: Introduction of a Resolution to Submit Santa Fe County's Recommended Service Plan to the North Central Regional Transit District (Erick Aune, Transportation Planner)  
(DISCUSSION ONLY, FIRST HEARING)

---

## Background

Planning Staff has prepared a resolution to submit Santa Fe County's recommended Service Plan to the North Central Regional Transit District (NCRTD) and the Santa Fe County Fiscal Year 2014 Transit Service Plan for consideration by the Board of County Commissioners. The resolution addresses the need to submit a regional transit plan for Santa Fe County to the NCRTD Board so they have sufficient time to consider Santa Fe County's recommended transit services.

Approval of the proposed resolution and FY2014 Transit Service Plan by the Santa Fe Board of County Commissioners is necessary in order to make the NCRTD budget deadline in June. The proposed service plan includes all of the existing services currently being provided by the NCRTD and Santa Fe Trails serving Santa Fe County.

Where, in previous years staff has identified a need for a route to serve the communities along NM 14 including a proposed route from Golden to Santa Fe and service to La Cienega and La Cieneguilla the NCRTD will be conducting a complete update to its 2008-2013 Service Plan to be available by the end of 2013. This update shall further analyze the costs and benefits of new routes utilizing recently released 2010 Census data. Planning staff is committed to working closely with NCRTD staff and the consulting team during the update.

Planning Staff is also working closely with NCRTD staff and Santa Fe County Public Safety staff to determine if there may exist sufficient need for a potential route realignment that would extend service to the area that would accommodate the staff of the Public Safety Department and the State Penitentiary located off of State Highway 14 south of Santa Fe. Preliminary analysis by NCRTD staff has indicated that a possible

extention may be possible by reorganizing driver schedules that would result in a minimal cost impact for the NCRTD for this area.

### **Summary**

For FY2014 the NCRTD is committed to the continued funding and operation of the service routes functioning in 2012 – 2013. The service routes are listed below. An update of the 2008 – 2013 Service plan will provide a critical anaysis of possible routes to the La Cienega and La Cieneguilla communities as well as the communities along State Road 14 to Golden. As of March 19, 2013 a survery is being conducted to understand the ridership needs of employees of the Public Saftey Department and the State Penitentiury which may result in a restructuring of the current 599 route to accommodate employees and the public. If there is a demonstrated need, it is likely that restructuring may occur in a manner requiring little additional resources and providing service to this area in 2013. However, if the restructuring requires additional revenues and resources then further analysis and recommendation will be incorporated within the 2014 Service Plan update.

### **Staff Recommendation**

Staff recommends approval of the FY2014 Regional Transit Service Plan identified as Exhibit A. A recent report outlining ridership trends is attached for your review.

## Exhibit A

### ROUTES OPERATED AND FUNDED BY NCRTD IN SANTA FE COUNTY

#### ROUTES FUNDED BY NCRTD - OPERATED BY SANTA FE TRAILS:

✓ ROUTE 2 –	Ridership FY 11/12 = 48,733
✓ ROUTE 4 –	Ridership FY 11/12 = 11,116
✓ ROUTE 22 - IAIA/SFCC FY	Ridership FY 11/12 = 8,950
✓ SANTA FE PICK-UP –	Ridership FY 11/12 = 66,180
✓ SPECIALS	

#### ROUTES FUNDED AND OPERATED BY NCRTD

✓ ESPANOLA TO SANTA FE	Ridership FY11/12 = 24,170
✓ <u>LOS ALAMOS TO POJOAQUE</u>	Ridership FY11/12 = 1,317*
✓ <u>CHIMAYO FIXED ROUTE</u>	Ridership FY11/12 = 5,873
✓ <u>ELDORANDO TO SANTA FE</u>	Ridership FY11/12 = 8,243
✓ <u>POJOAQUE TRIBAL</u>	Ridership FY11/12 = 3,167
✓ <u>SAN ILDEFONSO TRIBAL</u>	Ridership FY11/12 = 3,399
✓ <u>SANTA CLARA TRIBAL</u>	Ridership FY11/12 = 7,022
✓ <u>TESUQUE TRIBAL</u>	Ridership FY11/12 = 7,176
✓ <u>POJOAQUE STUDENTS</u>	Ridership FY11/12 = 3,088
✓ <u>599 RR STATION TO SR14 S.</u>	Ridership FY11/12 = 6,852
✓ <u>EDGEWOOD TO SANTA FE</u>	Ridership FY11/12 = 4,946

#### ROUTES REQUESTED BY SANTA FE COUNTY

1. RESTRUCTURING OF 599 RAILRUNNER TO NM 14 SOUTH INCLUDING THE PUBLIC SAFETY DEPARTMENT AREA AND THE COMMUNITIES OF MADRID, CERRILLOS AND GOLDEN

Total FY11/12 Ridership for Santa Fe County is approximately 210,232

\*The Los Alamos to Pojoaque route is part of the Los Alamos to Espanola route and the ridership numbers reflect the total route numbers.

## Exhibit B



## **NCRTD FUNDED ROUTE DESCRIPTIONS**

### **Operated by Santa Fe Trails**

**Route 2** – Begins at transit center at Sheridan Street and terminates at Santa Fe Place. Stops at Guadalupe St. and Cerrillos with Rail Runner connections at Santa Fe Depot and South Capital Stations

**Route 4** – Begins at transit center at Sheridan St and terminates at Santa Fe Place. Stops along St. Francis, Siringo and Camino Carlos Rey with Rail Runner connections at Santa Fe Depot and South Capital Stations.

**Route 22** – Begins at Santa Fe Place and terminates at the Santa Fe Community College. Stops at Rancho Viejo, the IAIA, The Human Services Department near NM14/1-25 Interchange and the Super Walmart on Cerrillos with a connection to the 599 Rail Runner Station.

### **Operated by the City of Santa Fe Parking Division**

**Santa Fe Pick-Up Downtown Shuttle** –Downtown shuttle service to meet weekday and Saturday Rail Runner Trains at Depot. Loop route with stops at the Capital/PERA Building, St. Francis Cathedral, Main Library, City Hall, Convention Center, Plaza, Eldorado/Hilton Hotel, 4 stops along Canyon Rd and stops at Alameda and Paseo de Peralta. Shuttle headways are every 15 to 20 minutes.

### **Operated by the NCRTD**

**Espanola to Santa Fe** – Begins at Ohkay Owingeh South Lot and connects with the Taos Route, Espanola Route, NMDOT Park and Ride to Los Alamos, Rail Runner and Santa Fe Trails.

**Los Alamos to Pojoaque (also serving Espanola)** – Mid-day (4 hour service) originates at Espanola Park and Ride lot with 8 stops connecting to TA-3 in Los Alamos and the Pojoaque Sports Bar.

**Chimayo Fixed Route** – Begins at the Los Lomas Apartments in Espanola with four morning and three afternoon departures, terminating at the Santuario Parking Lot in Chimayo before returning to Espanola.

**Eldorado to Santa Fe** – Begins in Eldorado with stops at Cristus St. Vincent's, the South Complex, the NMDOT at the South Capital Rail Runner Station, the PERA, and the Sheridan St. Bus station.

**Pojoaque Tribal-** Begins at CR 109 and Silver Waters and has four southbound runs; two in the morning and two in the afternoon, with two northbound runs and twenty-one stops along the way, before terminating at the RV Park and Phillips 66 gas station and the Cities of Gold Hotel.

**San Ildefonso Tribal** – Begins at the San Ildefonso Visitors' Center with two stops along the way before terminating at the Buffalo Thunder Resort in Pojoaque.



**Santa Clara Tribal** – This route works in conjunction with Ohkay Owingeh who operate their own service. The route origins vary and has 11 stops with three morning departures and one afternoon departure and one morning and three afternoon return runs.

**Tesuque Tribal - Begins** at the Tesuque Head Start to the Indian Health Center and school in Santa Fe with two morning and two afternoon departures and two morning and two afternoon return trips with a total of 11 stops.

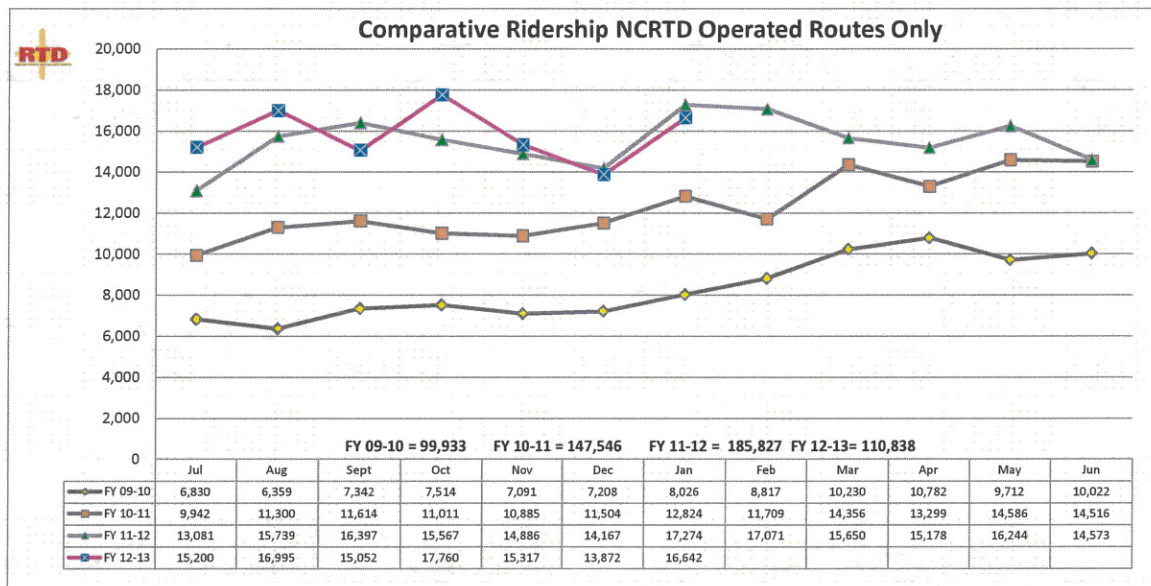
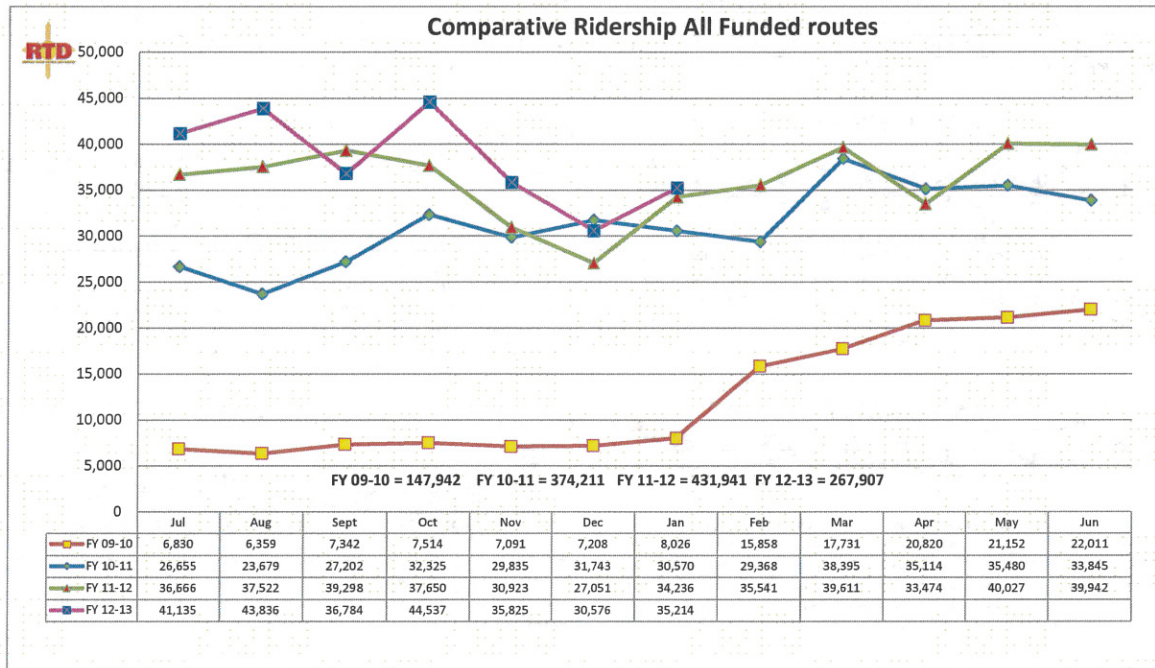
**Pojoaque School Students** – A demand response route in which parents call to schedule rides on a subscription basis. The students are picked up at home and taken to the northernmost school bus stop and take to the parent approved destination.

**NM599 Route** – Begins at the NM 599 Rail Runner Station at 6:10am and 7:25am picking up passengers exiting the Rail Runner with stops within the National Guard and New Mexico Corrections facilities, terminating at the Santa Fe County Adult Detention Center.

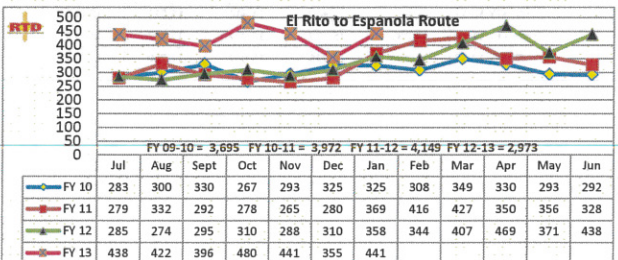
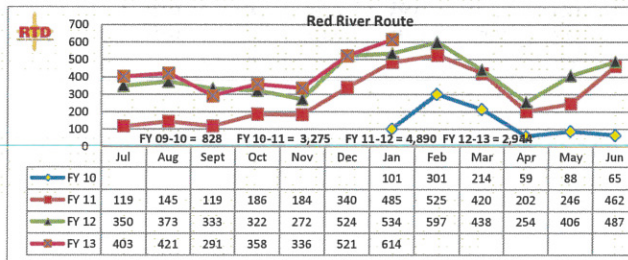
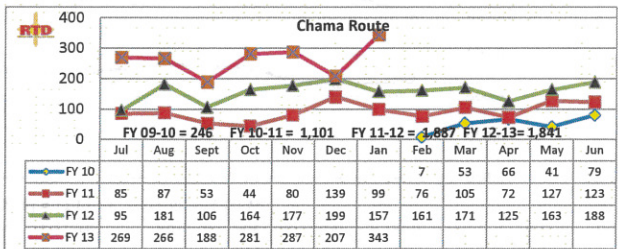
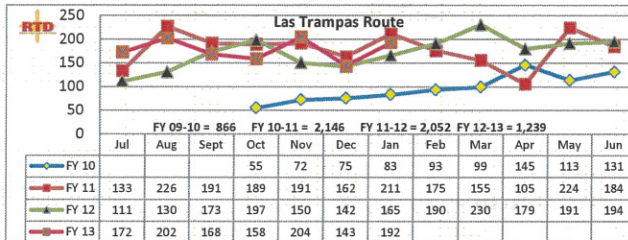
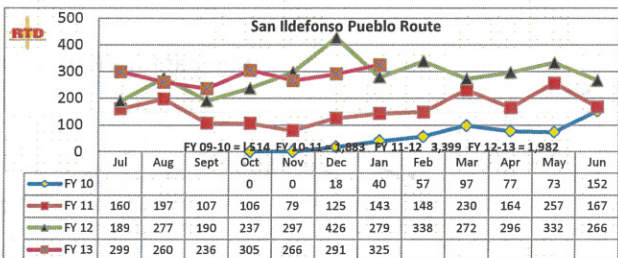
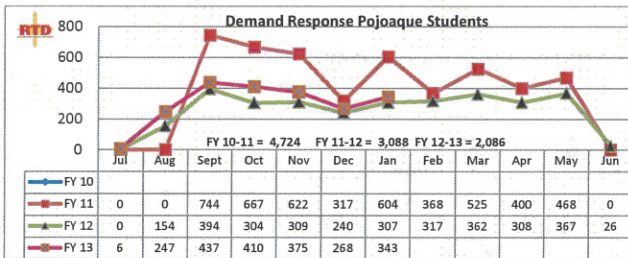
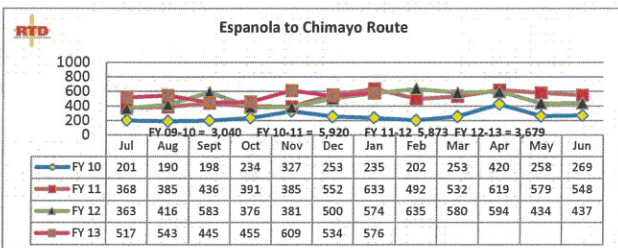
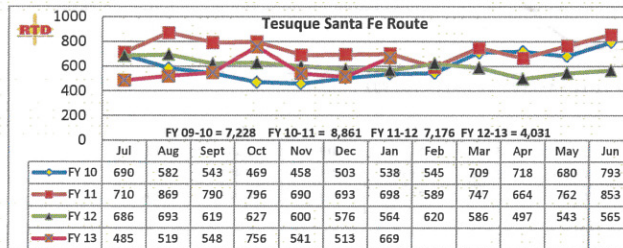
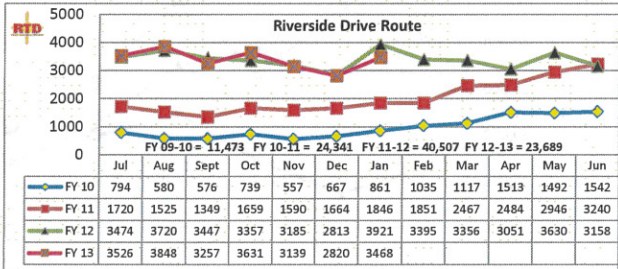
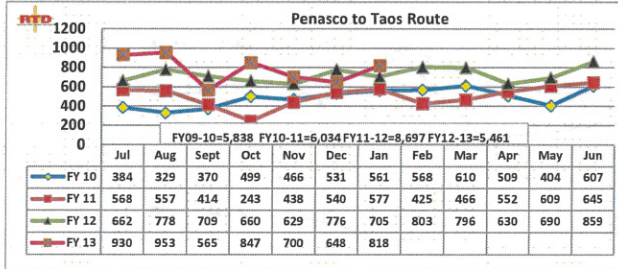
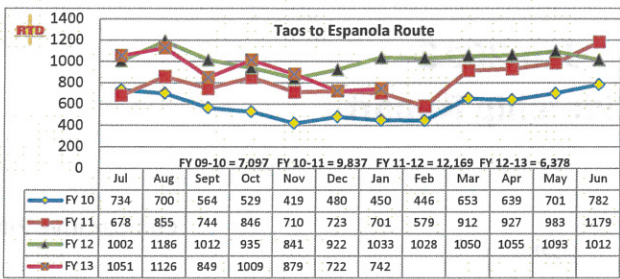
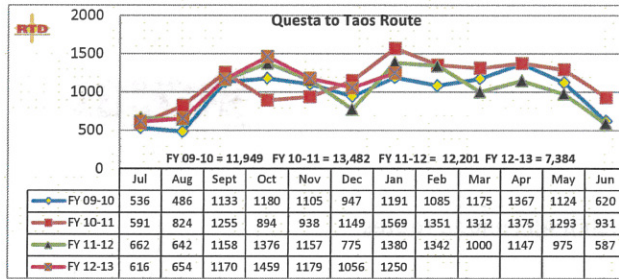
**Edgewood to Santa Fe** – Begins at Edgewood Senior Center with stops in Moriarity, Stanley, Galisteo, four stops in Santa Fe and terminating at the County Detention Center. The afternoon return route departs from the Detention Center, arriving in Edgewood in the early evening.



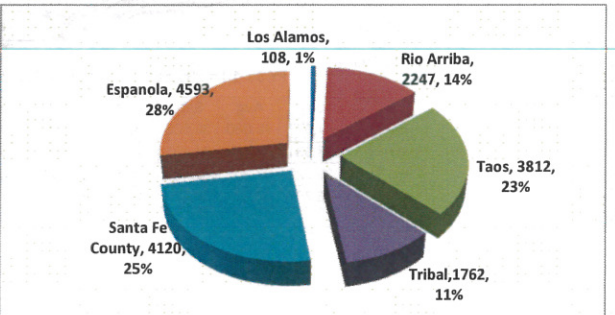
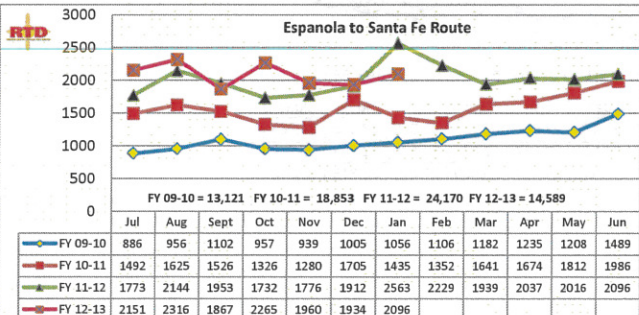
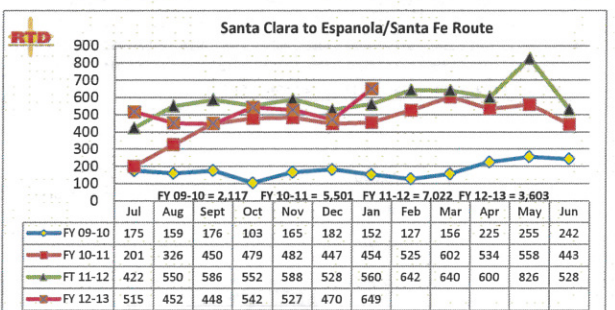
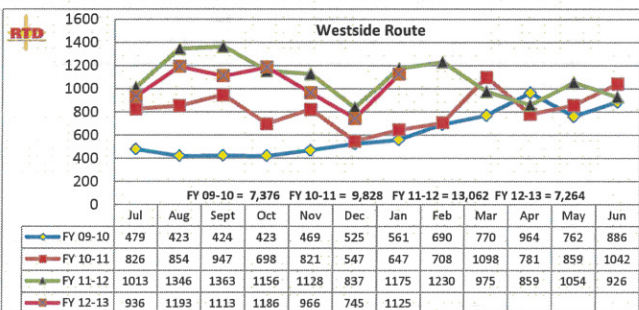
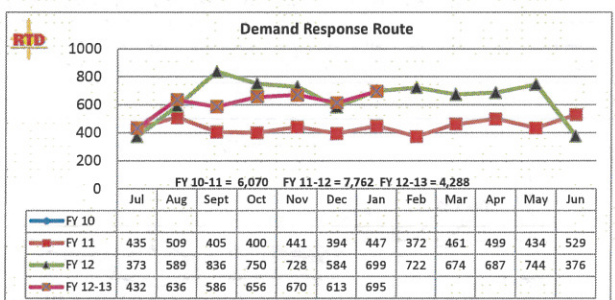
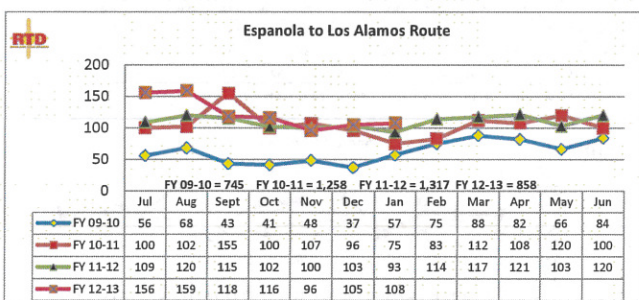
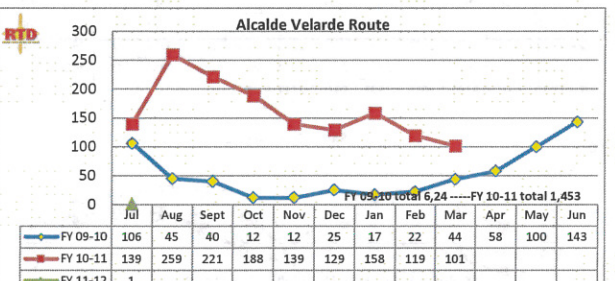
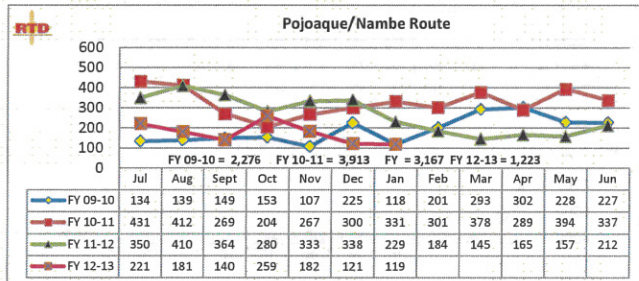
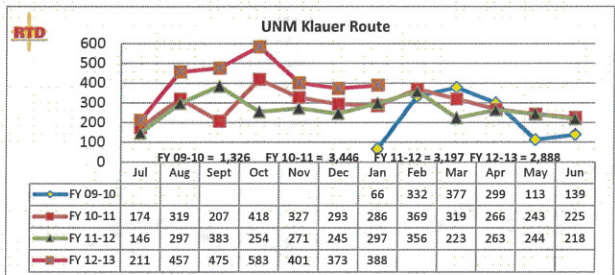
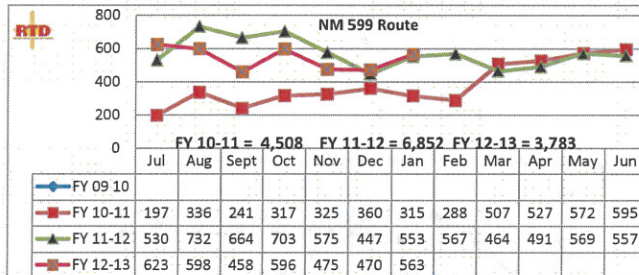
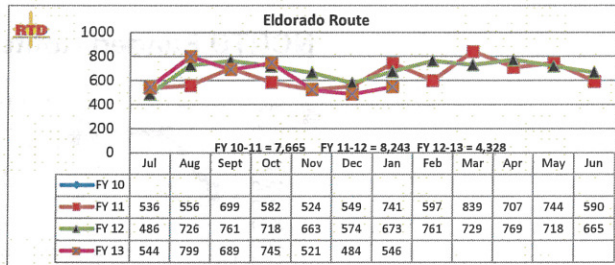
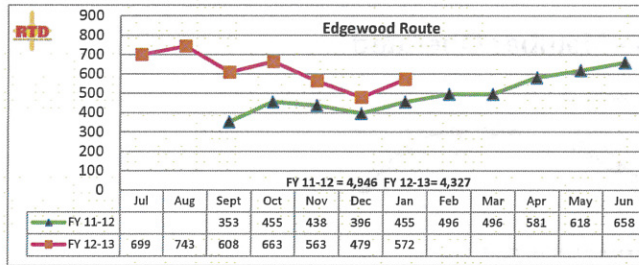
# Jan-2013 Ridership Report





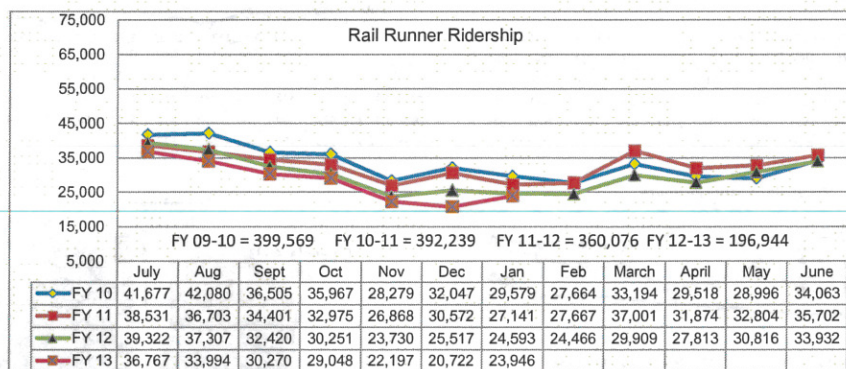
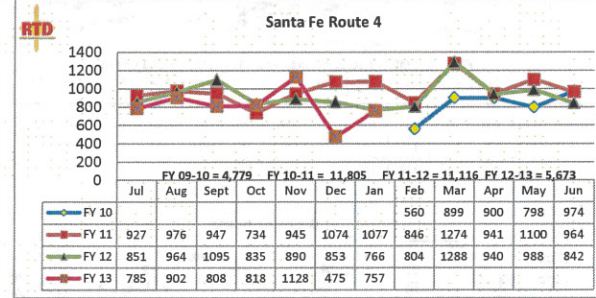
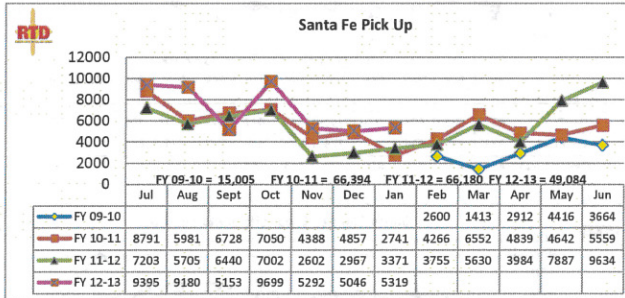
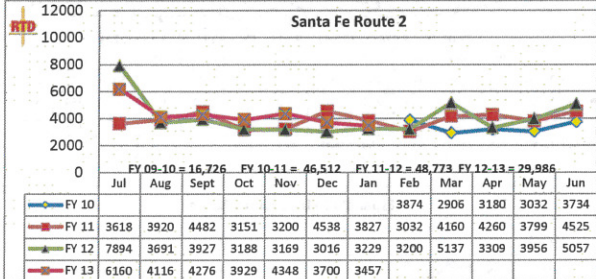
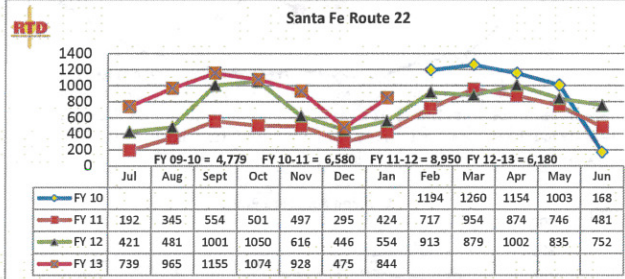
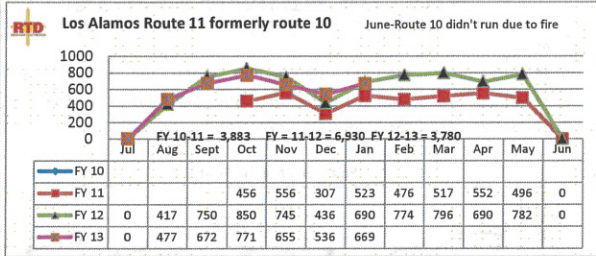
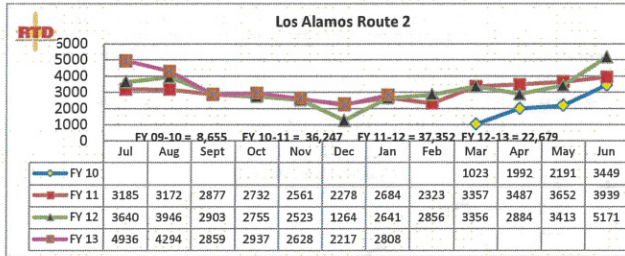
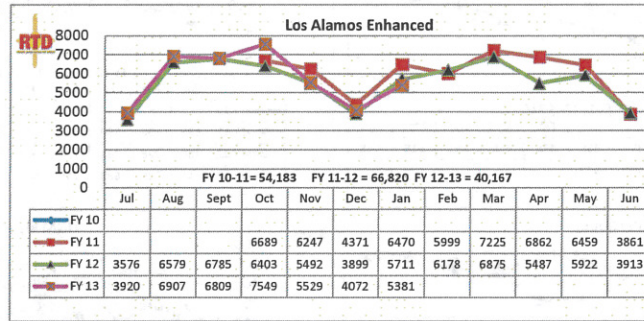








## NCRTD Funded Routes - Member Operated





**BOARD OF COUNTY COMMISSIONERS  
OF SANTA FE COUNTY**

**RESOLUTION NO. 2013-**

**A RESOLUTION TO SUBMIT SANTA FE COUNTY'S RECOMMENDED  
SERVICE PLAN TO THE NORTH CENTRAL REGIONAL TRANSIT  
DISTRICT**

**WHEREAS**, Santa Fe County Resolution 2003-108 states that multi-jurisdictional transportation systems would protect our environment and enhance energy efficiency, decrease congestion, decrease automobile accidents, reduce noise and air pollution and improve public health;

**WHEREAS**, the North Central Regional Transit District (hereinafter referred to as "NCRTD") was created by agreement of the City of Espanola, Los Alamos County, Pojoaque Pueblo, Rio Arriba County, San Ildefonso Pueblo, San Juan Pueblo, Santa Clara Pueblo, the City of Santa Fe, Santa Fe County (hereinafter referred to as "the County") and Tesuque Pueblo in 2004;

**WHEREAS**, Santa Fe County Ordinance 2008-14 which imposed a County Regional Transit Gross Receipts Tax of one eighth of one percent (.125%) states that "Revenue from the county regional transit gross receipts tax will be used for the management, construction or operation of a public transit system or for specific public transit projects or services pursuant to the Regional Transit District Act;

**WHEREAS**, the NCRTD considers Santa Fe County to be a critical participant in the regional transportation strategy and is willing to work closely with the County to assure that regional transportation needs are met and that the Rail Runner continues to be a well-used mode of public transportation;

**WHEREAS**, the 2010 Santa Fe County General Plan, the Sustainable Growth Management Plan, adopted by the Board of County Commissioners by Resolutions 2010-210 and 2010-225 states under Policy 33.3 "Coordinate with RTD and other entities to evaluate public transit routes and enhance existing transit services (both to existing areas and to areas of new development) to match population demands and future growth to provide an efficient alternative to personal vehicle use;"

**WHEREAS**, for FY 2013 the NCRTD funded various transportation routes within Santa Fe County contained in the FY 2013 regional transit plan submitted to the NCRTD on behalf of the County and the City of Santa Fe;

**WHEREAS**, the NCRTD Board is requesting a FY2014 regional transit service plan for Santa Fe County by June of 2013 and this resolution is designed to respond to that request;



**WHEREAS**, the proposed NCRTD budget for FY2014 indicates that there is sufficient funding to continue to provide service for all routes currently being funded by the regional gross receipts tax dollars and other federal grant money, including all of the existing routes in Santa Fe County; and

**WHEREAS**, Santa Fe County strongly supports the inclusion of the NM 14 corridor as a route servicing the communities of Madrid, Cerrillos, Golden and the Santa Fe Public Safety offices and asks the NCRTD to reconfiguring the current NM 599 Route to accommodate the NM 14 corridor in 2013 and determine the costs and benefits of said route; and

**WHEREAS**, the NCRTD is updating the 2008 -2013 NCRTD Five Year Service Plan in 2013 and this update shall pursue further analysis regarding the costs and benefits of potential routes within the NM 14 corridor including potential service to the communities of Golden, Madrid, Cerrillos, La Cienega and La Cieneguilla and/or other stops to be determined;

**NOW, THEREFORE, BE IT RESOLVED THAT** the Board of County Commissioners of Santa Fe County hereby adopts the FY2014 Santa Fe County Regional Transit Plan attached hereto as Exhibit A, and instructs staff to submit that Plan to the NCRTD.

**PASSED, APPROVED AND ADOPTED THIS \_\_\_\_ DAY OF APRIL, 2013**

**THE BOARD OF COUNTY COMMISSIONERS  
OF SANTA FE COUNTY**

By: \_\_\_\_\_  
Kathy S. Holian, Chair

**ATTEST:**

\_\_\_\_\_  
Geraldine Salazar, Santa Fe County Clerk

**APPROVED AS TO FORM:**

\_\_\_\_\_  
Stephen C. Ross, County Attorney





## Exhibit A

### ROUTES OPERATED AND FUNDED BY NCRTD IN SANTA FE COUNTY

#### I. ROUTES FUNDED BY NCRTD - OPERATED BY SANTA FE TRAILS:

- |                            |                             |
|----------------------------|-----------------------------|
| 1. ROUTE 2 –               | Ridership FY 11/12 = 48,733 |
| 2. ROUTE 4 –               | Ridership FY 11/12 = 11,116 |
| 3. ROUTE 22 - IAIA/SFCC FY | Ridership FY 11/12 = 8,950  |
| 4. SANTA FE PICK-UP –      | Ridership FY 11/12 = 66,180 |
| 5. SPECIALS                |                             |

#### II. ROUTES FUNDED AND OPERATED BY NCRTD

- |                                      |                            |
|--------------------------------------|----------------------------|
| 1. ESPANOLA TO SANTA FE              | Ridership FY11/12 = 24,170 |
| 2. <u>LOS ALAMOS TO POJOAQUE</u>     | Ridership FY11/12 = 1,317* |
| 3. <u>CHIMAYO FIXED ROUTE</u>        | Ridership FY11/12 = 5,873  |
| 4. <u>ELDORADO TO SANTA FE</u>       | Ridership FY11/12 = 8,243  |
| 5. <u>POJOAQUE TRIBAL</u>            | Ridership FY11/12 = 3,167  |
| 6. <u>SAN ILDEFONSO TRIBAL</u>       | Ridership FY11/12 = 3,399  |
| 7. <u>SANTA CLARA TRIBAL</u>         | Ridership FY11/12 = 7,022  |
| 8. <u>TESUQUE TRIBAL</u>             | Ridership FY11/12 = 7,176  |
| 9. <u>POJOAQUE STUDENTS</u>          | Ridership FY11/12 = 3,088  |
| 10. <u>599 RR STATION TO SR14 S.</u> | Ridership FY11/12 = 6,852  |
| 11. <u>EDGEWOOD TO SANTA FE</u>      | Ridership FY11/12 = 4,946  |

#### III. ROUTES REQUESTED BY SANTA FE COUNTY

1. RESTRUCTURING OF 599 RAILRUNNER TO NM 14 SOUTH INCLUDING THE PUBLIC SAFETY DEPARTMENT AREA AND THE COMMUNITIES OF MADRID, CERRILLOS AND GOLDEN

Total FY11/12 Ridership for Santa Fe County is approximately 210,232

\*The Los Alamos to Pojoaque route is part of the Los Alamos to Espanola route and the ridership numbers reflect the total route numbers.






**Daniel "Danny" Mayfield**  
Commissioner, District 1

**Miguel Chavez**  
Commissioner, District 2

**Robert A. Anaya**  
Commissioner, District 3



**Kathleen Holian**  
Commissioner, District 4

**Liz Stefanics**  
Commissioner, District 5

**Katherine Miller**  
County Manager

## **MEMORANDUM**

**DATE:** *April 9, 2013*

**TO:** *Board of County Commissioners*

**FROM:** *Adam Leigland, Public Works Department Director*

**VIA:** *Katherine Miller, County Manager*

*J. M. for Adam Leigland*

**ITEM AND ISSUE:** *BCC Meeting April 9, 2013*

**REQUEST APPROVAL OF AMENDMENT NO.1 TO THE BUILDING LEASE AGREEMENT WITH WOMEN'S HEALTH SERVICES FOR THE USE OF ADDITIONAL OFFICE SPACE LOCATED AT 901 W. ALAMEDA, SANTA FE, NEW MEXICO AND TO AUTHORIZE THE CHAIR OF THE BOARD OF COUNTY COMMISSIONERS TO EXECUTE SAID AMENDMENT NO.1 AND TO OBTAIN APPROVAL FROM THE NEW MEXICO STATE BOARD OF FINANCE FOR AMENDMENT NO.1 (ADAM LEIGLAND/PUBLIC WORKS)**

---

### **BACKGROUND AND SUMMARY:**

Santa Fe County received state appropriations to purchase and equip a women's health services facility in Santa Fe County in the amount of \$3,685,575. A facility located at 901 W. Alameda was purchased with the funds in 2007 in the amount of \$2,650,506 and 7,751 square feet of space was leased to Women's Health Services, a non-profit organization, to provides health services to constituents of Santa Fe County. The remaining funds were used to make renovations to the facility including roof improvements and construction of a new computer room including equipment. Projects staff also added new HVAC units to the facility with a grant from the New Mexico Energy, Minerals & Natural Resources Department in the amount of \$59,275.

Women's Health Services has requested permission from the County to occupy an additional 2,163 square feet of office space within the same facility. The current lease agreement requires an amendment to the lease if Women's Health Services occupies more space than the 7,751 square feet agreed to in the original lease. The lease also requires Women's Health Services to pay the current market rent for the space. A Market Rent Study was conducted which determined the market rent to be \$15.00 per square foot increasing the annual lease amount from \$129,016 to \$148,710 for the additional space.

**AMENDMENT NO. 1  
TO LEASE AGREEMENT  
BETWEEN SANTA FE COUNTY AND  
WOMEN'S HEALTH SERVICES, INC.**

**THIS AMENDMENT** is made and entered into as of this \_\_\_\_\_ day of \_\_\_\_\_, 2013, by and between **Santa Fe County**, a political subdivision of the State of New Mexico (hereinafter "Lessor"), and **Women's Health Services, Inc.** (hereinafter "WHS"), whose address is 901 W. Alameda, Suite 25, Santa Fe, NM 87501.

**WHEREAS**, in May 2007, Lessor entered into a lease with WHS with an initial term of five (5 years) for the purpose of WHS' operation of a health service facility that provides community health services and sex and gender-based family medicine (hereinafter the "Lease");

**WHEREAS**, the Lease was approved in March 26, 2007 with an initial five (5) year term that expired February 26, 2012 subject to an automatic renewal of a five (5) year Option Term;

**WHEREFORE**, Paragraph 3 (Lease of Additional Building Space) and Paragraph 4.B (Lease of Additional Space within the Property) permits the Lease to be amended if the square footage of the leased premises is increased; and

**WHEREAS**, the WHS has requested additional space for its operations and the Lessor agrees to an increase in the square footage of the leased premises and a corresponding increase in the WHS' annual base rent and an increase in the Common Area Maintenance charges ("CAM").

**NOW, THEREFORE, IT IS AGREED AS FOLLOWS:**

1. On page 1, Paragraph 1 (Recitals), of the Lease, Exhibit "B" is replaced and superseded by the attached diagram (Exhibit B) of the leased premises indicating the additional 2,163 square feet comprising the leased Premises.
2. On page 2, Paragraph 4 (Consideration), of the Lease, subpart "A" is deleted in its entirety and replaced with the following:

A. **Initial Term – Premises.** For the initial five (5) year term and into the first Option Term until this Lease was amended by Amendment No. 1, WHS paid an annual rent of \$124,016 inclusive of CAM charges, for the Premises which consisted of 7,751 square feet of usable building area and

7. All other provisions of the Lease not specifically amended by this Amendment No. 1 remain in full force and effect.

IN WITNESS WHEREOF, the parties have executed this Agreement as of the date first written above.


**SANTA FE COUNTY BOARD OF COUNTY COMMISSIONERS**

\_\_\_\_\_  
Kathleen S. Holian, Chair

**ATTEST:**

\_\_\_\_\_  
Geraldine Salazar, Santa Fe County Clerk

**APPROVED AS TO FORM:**

  
\_\_\_\_\_  
Stephen C. Ross  
Santa Fe County Attorney

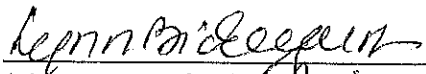
2/15/13  
\_\_\_\_\_  
Date

**FINANCE DEPARTMENT APPROVAL:**

  
\_\_\_\_\_  
Teresa C. Martinez  
Santa Fe County Finance Director

2/14/13  
\_\_\_\_\_  
Date

**WOMEN'S HEALTH SERVICES**

  
\_\_\_\_\_  
(signature and title) Acting Director

2/26/13  
\_\_\_\_\_  
Date

**NEW MEXICO STATE BOARD OF FINANCE**

\_\_\_\_\_  
(signature and title)

\_\_\_\_\_  
Date

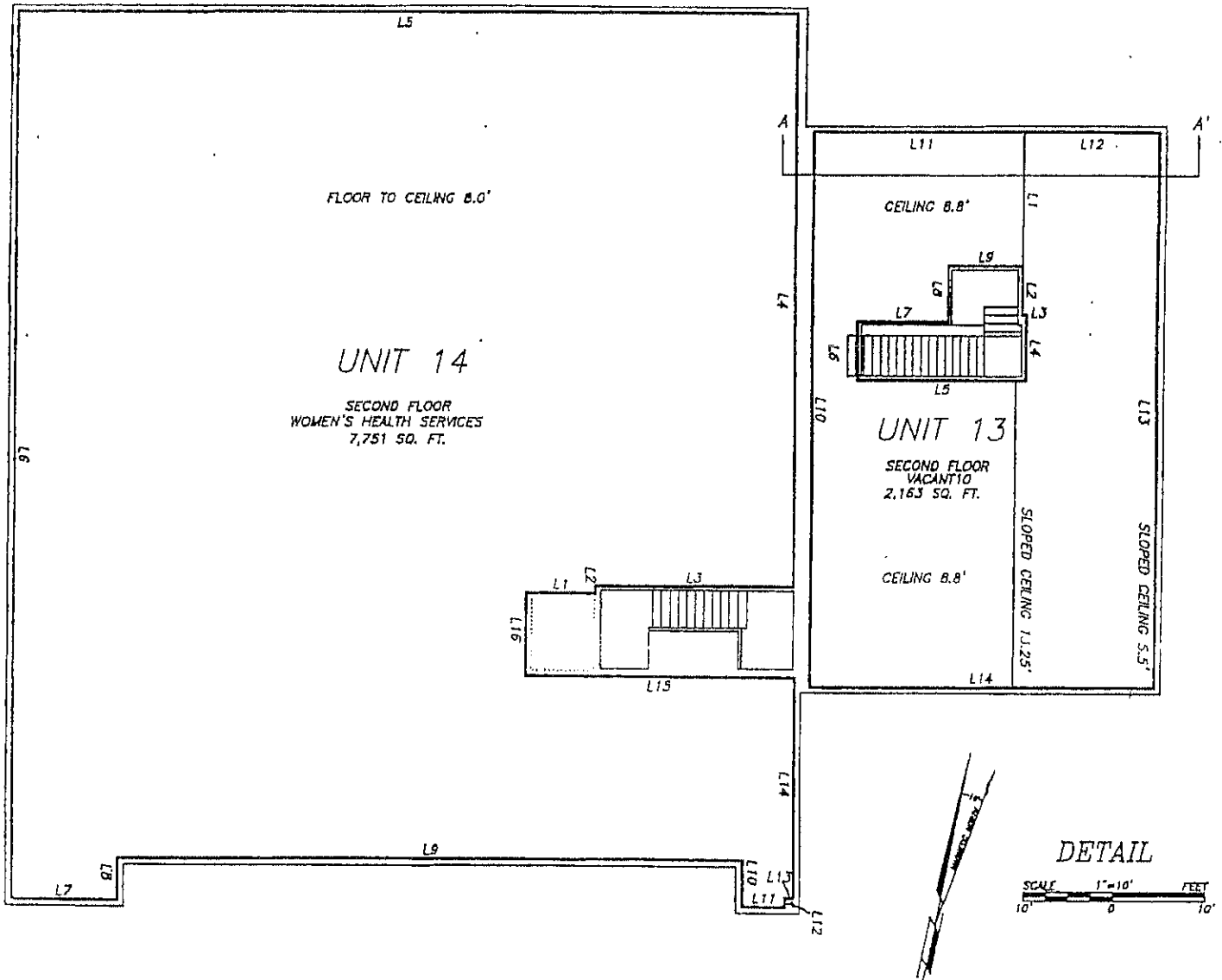
## EXHIBIT A

Units 11, 12, 13 and 14, Solano Center, a Commercial Condominium, Tract C-1, projected Section 23, T17N, R9E, NMPM, City of Santa Fe, as shown on survey plat completed by G. Dawson and Associates, NMPLS #7014, dated August 4, 2005.



Appraised Property Building Drawing  
 Unit 13 and Unit 14 Women's Health Services  
 901 West Alameda Street Santa Fe, New Mexico

source is Solana Center Commercial Condominium Survey Plat



EXHIBIT

B

4. The quarterly reports and supporting documentation to be provided by WHS shall be submitted to:

Director of Health and Human Services  
Santa Fe County  
102 Grant Avenue  
P. O. Box. 276  
Santa Fe, NM 87504-276

5. Should the County reject any or all of the Monetary Shortfall analysis, WHS shall, within thirty (30) days of notice from the County, pay the rent due for the preceding year, in cash.

6. Nothing in this Exhibit C shall require WHS to disclose information that would violate the privacy rights of clients pursuant to HIPAA or other applicable state or federal law.

## EXHIBIT C

The annual rental and charges set forth in Paragraph 4 shall be paid as follows:

1. The rent and maintenance charges due in any year shall be paid with cash or the equivalent in the form of services WHS provides to sick and indigent residents of Santa Fe County that are not otherwise paid for with County money as set forth in paragraph 2, below.
2. WHS shall provide the County with a quarterly written report that contains each of the following: (i) a written description and valuation of the shortfall to WHS for Medicaid and Medicare services provided to Santa Fe County patients ("Monetary Shortfall") existing after the application of payments for services provided on behalf of those patients for that quarter; and (ii) any and all documentation required by the County in order that the County may verify such Monetary Shortfall. The quarterly reports shall be due on the twenty-fifth (25<sup>th</sup>) day of the month following each quarter. The monetary shortfall in services shall be equal to at least one-fourth of the annual rent then due. In the event the Monetary Shortfall is greater than one-fourth of the rent then due, the excess shall be carried forward and applied against the next quarter's rent. On the anniversary of the lease, the parties shall determine the amount, if any, of the credit WHS is entitled to for the next year. The County will accept the Monetary Shortfall in services provided by WHS as rental payment so long as:
  - A. The services are valued at no more than the maximum cost per encounter for each type of service as contained in the most current report issued by the New Mexico Department of Health pursuant to the Rural Primary Healthcare Act. WHS shall provide the most current such report as part of its reporting requirement with its first quarterly report and thereafter as part of its first quarter report of each year;
  - B. WHS is not paid for the services by the County; and
  - C. The services are provided to sick and indigent residents of the County. For purposes of this agreement, "sick" includes behavioral, physical or mental conditions which adversely affect the functioning of an individual, and "indigent" means a person who qualifies as an "indigent patient" as described in the "Indigent Hospital and County Health Care Act" ("the Act"), and who would qualify by application of residency and income criteria to receive assistance pursuant to the Act according to policies of the Santa Fe County Indigent Hospital and County Health Care Board.
3. WHS may, at its option, pay all or part of the annual rental and/or changes in cash in lieu of providing services.

# Santa Fe County

## Fiscal Impact Report

Department / Division: **Public Works/Project Development**

Action Item to be Considered: **Amendment #1 to the Women's Health Leas...**

Agreement Number: \_\_\_\_\_

Indicate with a <input checked="" type="checkbox"/> below	Section 1 - Identify the type of document below for BCC Consideration and Approval
<input type="checkbox"/>	Revenue, e.g. Grant, charges and fees, etc.
<input checked="" type="checkbox"/>	Contractual Services (includes change orders), e.g. Professional services agreement, construction, price agreement, joint powers agreement, lease agreement, etc.
<input type="checkbox"/>	Loan/Grant Agreement
<input type="checkbox"/>	Other: _____

Indicate with a <input checked="" type="checkbox"/> below	Section 2 - Funding Source Identify the item below for BCC Consideration and Approval
<input type="checkbox"/>	General Fund, e.g. property taxes, gross receipt taxes, etc.
<input type="checkbox"/>	Special Revenue Funds, e.g. Fire, Indigent, etc.
<input type="checkbox"/>	Capital Outlay GRT, (capital infrastructure only, does not include maintenance or repair costs)
<input type="checkbox"/>	Bond Proceeds (general obligation and gross receipt tax revenue bonds)
<input type="checkbox"/>	Grant Funds. If yes, indicate the percentage and amount required % and/or \$, and source. % _____ \$ _____ Source _____
<input type="checkbox"/>	Other: _____

Section 3 - Ongoing operations and maintenance (O&M) requirements:		
<b>Short Term (Specify needs for the current fiscal year only)</b>		
The County will respond to approximately 7 work orders over the remainder of the FY, at an estimated cost of \$2100. The County will be collecting \$1,000 in maintenance funds in FY2013.		
New FTE's # _____	Position _____	Hourly Rate \$ _____
Current Fiscal Year Cost \$ _____		Annual Cost \$ _____
Initial Costs (Vehicle, computer, office space, etc.) _____		
O & M (Concisely identify the recurring needs, supplies, equipment, and the resources _____)		



Public Works is responsible for the maintenance of the facility and responds to an average of 3.5 work orders per month. The new lease incorporates a \$500 per month maintenance charge to cover these expenses that was not in the original lease agreement. County pays for water and gas, but not electricity.

Current Fiscal Year Cost \$ 2100

Annual Cost \$ 12,400

**Long Term** (Specify the needs for the next four (4) years. This will include staff, O & M, asset renewal and replacement costs, and additional capital needs)

The long term costs is \$12,400 x 4 years = \$50,000

**Salary & Benefits:**

**All other expenses:**

#### Section 4 - Revenue

**Short Term** (Specify the revenue potential for the current fiscal year only. If a grant, specify the total grant award amount and the term. If a fee or charge for service, explain basis of revenue projection).

County will receive \$148,710 per year in rent and an additional \$500 monthly for maintenance.

Current FY Estimate \$ 26785

**Long Term** (Specify the revenue potential for the next four (4) fiscal years. If a grant, specify the total grant award amount and the term. If a fee or charge for service, explain basis of revenue projection).

\$148710 x 4 + \$500 x 48 months = \$594,840 rent + \$24,000 to help with the maintenance and replacement of the facility.

Annual Estimate \$ 154,710

Total (next 4 years) \$ 618,840

#### Additional Narrative

(Should include additional information such as significant issues, administrative issues and technical issues. What consequences, if any, may occur if this item is not acted upon):

The O&M costs were calculated at \$1.25 per sq ft per year times 9,914 square foot (average maintenance cost of administrative facilities)

Prepared by Agnes Leyba-Cruz

Reviewed by