

**THE BOARD OF COUNTY COMMISSIONERS OF
SANTA FE COUNTY**

RESOLUTION NO. 2022 - 059

**A RESOLUTION APPROVING THE COUNTY'S FISCAL YEAR 2022 FOURTH
QUARTER FINANCIAL REPORT FOR SUBMITTAL TO THE NEW MEXICO
DEPARTMENT OF FINANCE AND ADMINISTRATION, LOCAL GOVERNMENT
DIVISION, AS A COMPONENT OF THE FISCAL YEAR 2023 FINAL BUDGET
SUBMISSION**

WHEREAS, the New Mexico Department of Finance and Administration, Local Government Division (DFA-LGD), under the authority at Section 6-6-2F, NMSA 1978, requires that local public bodies submit a quarterly financial report within 30 days of the close of each quarter; and

WHEREAS, the Interim Budget Approval Letter issued by the DFA-LGD on June 30, 2022, requires that each local public body submit its fourth quarter financial report for the period ending June 30, 2022, before the local public body's governing body for formal approval, as a condition of the DFA-LGD's approval and certification of the entity's final budget for fiscal year 2023; and

WHEREAS, the Final Budget for FY 2023 was presented to and considered by the Board of County Commissioners (BCC) at its regularly scheduled meeting convened on June 28, 2022, which meeting was duly noticed in compliance with the Open Meetings Act, NMSA 1978, Chapter 10, Article 15, and County Resolution No. 2021-111; and

WHEREAS, the BCC adopted Santa Fe County's fiscal year 2023 final budget on June 28, 2022, by Resolution No. 2022-047, for submittal to DFA-LGD on or before July 31, 2022; and

WHEREAS, the fiscal year 2022 Fourth Quarter Financial Report for the period ending June 30, 2022, has been prepared in compliance with the requirements of DFA-LGD; and


WHEREAS, it is hereby certified that the unaudited contents in this report are true and correct to the best of our knowledge and that this report depicts all funds for fiscal year 2022.

NOW, THEREFORE, BE IT RESOLVED, that the BCC hereby approves the unaudited fiscal year 2022 Fourth Quarter Financial Report for the period ending June 30, 2022, hereinafter described as Attachment "A" and respectfully requests approval from DFA-LGD.

PASSED, APPROVED, AND ADOPTED THIS 26th DAY OF JULY, 2022.

SFC CLERK RECORDED 07/27/2022

By: Anna T. Hamilton
Anna T. Hamilton, Chair


ATTESTATION:

Katharine E. Clark
Santa Fe County Clerk

07/27/2024
Date



Cristelle Valdez
Jeff Young
Santa Fe County Attorney

07/26/22
Date


Yvonne S. Herrera
Santa Fe County Finance Director

7/15/2022
Date


COUNTY OF SANTA FE)
STATE OF NEW MEXICO) ss

BCC RESOLUTIONS
PAGES: 8

I Hereby Certify That This Instrument Was Filed for
Record On The 27TH Day Of July, 2022 at 10:47:58 AM
And Was Duly Recorded as Instrument # **1993832**
Of The Records Of Santa Fe County

Witness My Hand And Seal Of Office
Katharine E. Clark

Deputy Dorothy Romero County Clerk, Santa Fe, NM



Page 2 of 2

State of New Mexico
Local Government Budget Management System (LGBMS)
Report Recap - Fiscal Year 2021-2022 - Santa Fe County - FY2022 Q4
Printed from LGBMS on 2022-07-22 14:20:12

Fund	Cash	Investments	Revenues	Transfers	Expenditures	Adjustments	Balance	Reserves	Adjusted Balance
11000 General Operating Fund	99,564,825.00	229,353,498.00	89,407,907.00	-37,262,421.00	52,547,194.00	-230,269,140.00	98,247,475.00	13,136,798.50	85,110,676.50
20100 Corrections	117,135.00	0.00	105,410.00	-100,000.00	0.00	0.00	122,545.00	0.00	122,545.00
20200 Environmental	1,040,165.00	0.00	1,143,081.00	-753,449.00	34,006.00	0.00	1,395,791.00	0.00	1,395,791.00
20300 County Property Valuation	2,888,739.00	0.00	1,745,154.00	0.00	1,561,441.00	0.00	3,072,452.00	0.00	3,072,452.00
20400 County Road	5,153,363.00	0.00	899,283.00	4,000,000.00	3,166,502.00	0.00	6,886,144.00	263,875.17	6,622,268.83
20500 Hold Harmless GRT	13,412,579.00	0.00	6,876,309.00	-2,026,058.00	476,550.00	0.00	17,786,280.00	0.00	17,786,280.00
20600 Emergency Medical Services	168,503.00	0.00	96,711.00	0.00	18,315.00	0.00	246,899.00	0.00	246,899.00
20800 Farm & Range	11,505.00	0.00	1,152.00	10,000.00	8,000.00	0.00	14,657.00	0.00	14,657.00
20900 Fire Protection	6,036,090.00	0.00	2,574,677.00	0.00	1,775,746.00	0.00	6,835,021.00	0.00	6,835,021.00
21000 Quality of Life GRT	0.00	0.00	0.00	0.00	0.00	0.00	0.00	0.00	0.00
21100 Law Enforcement Protection	54,553.00	0.00	83,400.00	0.00	107,009.00	0.00	30,944.00	0.00	30,944.00
21400 Lodgers' Tax	1,068,878.00	0.00	1,292,600.00	0.00	361,435.00	0.00	2,000,043.00	0.00	2,000,043.00
21700 Recreation	10,940.00	0.00	0.00	0.00	0.00	0.00	10,940.00	0.00	10,940.00
21800 Intergovernmental Grants	14,596,941.00	0.00	0.00	0.00	0.00	0.00	14,596,941.00	0.00	14,596,941.00
22000 Indigent Fund	3,240,619.00	0.00	7,290,208.00	-1,500,000.00	3,735,214.00	0.00	5,295,613.00	0.00	5,295,613.00
22200 County Fire Gross Receipts Tax	4,399,485.00	0.00	2,286,161.00	0.00	868,865.00	0.00	5,816,781.00	0.00	5,816,781.00
22300 DWI Fund	1,021,907.00	0.00	1,217,674.00	-5,000.00	1,623,506.00	0.00	611,075.00	0.00	611,075.00
22500 Clerks Recording & Filing Fund	974,293.00	0.00	227,919.00	0.00	296,880.00	0.00	905,332.00	0.00	905,332.00
22600 Jail - Detention	3,069,502.00	0.00	7,290,208.00	-4,818,587.00	207,849.00	0.00	5,333,274.00	0.00	5,333,274.00

REC'D - CLERK RECORDING UNIT 7/27/2022

22800 County Regional Transit GRT	0.00	0.00	0.00	0.00	0.00	0.00	0.00	0.00	0.00
26000 American Rescue Plan Act	0.00	0.00	8,903,600.00	-6,000,000.00	2,903,599.00	0.00	1.00	0.00	1.00
29900 Other Special Revenue	60,721,432.00	0.00	31,584,532.00	39,905,587.00	54,402,839.00	0.00	77,808,712.00	0.00	77,808,712.00
30100 Bond Proceeds Project	65,190,789.00	25,189,305.00	206,334.00	0.00	7,827,723.00	-25,189,305.00	57,569,400.00	0.00	57,569,400.00
30300 State Legislative Appropriation Project	0.00	0.00	301,755.00	0.00	1,205,950.00	904,195.00	0.00	0.00	0.00
30400 Road/Street Projects	857,949.00	0.00	282,668.00	0.00	243,504.00	0.00	897,113.00	0.00	897,113.00
30500 Gross Receipts Tax Proceeds Project	41,446,018.00	0.00	14,580,414.00	-3,031,350.00	4,296,341.00	0.00	48,698,741.00	0.00	48,698,741.00
30900 Other Federal Funded Projects	14,860.00	0.00	159,726.00	0.00	186,033.00	11,447.00	0.00	0.00	0.00
39900 Other Capital Projects	39,663.00	0.00	0.00	0.00	0.00	0.00	39,663.00	0.00	39,663.00
40100 General Obligation Bond Debt Service	21,571,557.00	0.00	16,822,707.00	0.00	18,275,195.00	0.00	20,119,069.00	0.00	20,119,069.00
40200 GRT Revenue Bond Debt Service	1,195,775.00	0.00	367.00	7,928,278.00	7,938,056.00	0.00	1,186,364.00	0.00	1,186,364.00
40300 Other Revenue Bond Debt Service	5,134,626.00	0.00	384.00	2,253,000.00	2,251,691.00	0.00	5,136,319.00	0.00	5,136,319.00
40400 NMFA Loan Debt Service	0.00	0.00	0.00	0.00	0.00	0.00	0.00	0.00	0.00
49900 Other Debt Service	127,215.00	0.00	0.00	304,418.00	304,418.00	0.00	127,215.00	0.00	127,215.00
50100 Water Enterprise	14,275,952.00	0.00	8,645,704.00	-404,418.00	4,276,380.00	0.00	18,238,858.00	0.00	18,238,858.00
50700 Housing Enterprise	2,072,254.00	0.00	1,829,728.00	0.00	929,546.00	0.00	2,972,436.00	0.00	2,972,436.00
52700 Regional Planning Authority	210,884.00	0.00	0.00	0.00	0.00	0.00	210,884.00	0.00	210,884.00
69900 Other Internal Service	2,089,766.00	0.00	9,080,510.00	1,500,000.00	9,669,232.00	0.00	3,001,044.00	0.00	3,001,044.00
70300 Gross Receipts Taxes Held for Others	0.00	0.00	6,956,476.00	0.00	6,956,476.00	0.00	0.00	0.00	0.00
79900 Other Trust & Agency	0.00	0.00	950,509.00	0.00	159,956.00	0.00	790,553.00	0.00	790,553.00
Totals	371,778,762.00	254,542,803.00	222,843,268.00	0.00	188,617,451.00	-254,542,803.00	406,004,579.00	13,400,673.67	392,603,905.33

SUCCESSFULLY RECORDED 07/27/2022

**DEPARTMENT OF FINANCE AND ADMINISTRATION
LOCAL GOVERNMENT DIVISION
QUARTERLY REPORT**

SANTA FE COUNTY

Schedule of Investments:

Type of Investment	Fund Number	Investment Date	Maturity Date	Source (Bank or Fiscal Agent)	Book Value	Market Value
CD	11000	06/28/19	12/28/22	Great Southern Bank	\$250,000	\$249,742
CD	11000	12/30/21	12/30/25	FIRST NATIONAL BANK/DMA	\$242,000	\$223,067
CD	11000	03/02/22	02/24/27	BEAL BK PLANO TEX	\$242,000	\$227,873
CD	11000	03/02/22	02/24/27	BEAL BK PLANO TEX	\$242,000	\$227,873
CORP BONDS-V	11000	08/28/20	08/15/25	INTL FINANCE CORP STEP	\$10,000,000	\$9,258,210
CORP BONDS	11000	03/15/21	03/15/23	INTL FINANCE CORP	\$4,000,000	\$3,698,452
FHLMC	11000	08/17/20	08/17/29	FHLMC	\$10,000,000	\$8,639,930
FHLMC	11000	08/12/20	08/12/30	FHLMC	\$10,229,500	\$8,557,776
FNMA	11000	08/28/20	08/26/30	FEDERAL NATL MTG ASSN	\$5,000,000	\$4,259,445
MUNICIPAL	11000	02/21/20	06/15/24	NEW MEXICO FINANCE AUTHORITY	\$474,177	\$461,285
MUNICIPAL	11000	09/29/20	06/15/26	NEW MEXICO FINANCE AUTHORITY	\$2,335,869	\$2,127,231
US GOVT	11000	02/17/22	12/20/23	FED AGRIC MTG CORP	\$989,291	\$965,903
US GOVT	11000	09/03/20	09/03/30	FED HOME LOAN BANK	\$3,000,000	\$2,581,362
US GOVT	11000	01/27/21	01/27/28	FED HOME LOAN BANK	\$7,000,000	\$6,292,496
US GOVT	11000	02/25/21	02/25/28	FED HOME LOAN BANK	\$6,500,000	\$5,868,194
US GOVT	11000	04/14/21	07/14/26	FED HOME LOAN BANK	\$3,000,000	\$2,781,399
US GOVT	11000	08/09/21	11/09/23	FED HOME LOAN BANK	\$4,000,000	\$3,870,596
US GOVT	11000	08/16/21	08/16/24	FED HOME LOAN BANK	\$3,000,000	\$2,872,299
US GOVT	11000	08/19/21	12/19/24	FED HOME LOAN BANK	\$3,000,000	\$2,824,428
US GOVT	11000	09/30/21	12/30/24	FED HOME LOAN BANK	\$5,000,000	\$4,722,440
US GOVT	11000	10/27/21	10/27/26	FED HOME LOAN BANK	\$4,000,000	\$3,730,380
US GOVT	11000	11/02/21	10/21/22	FED HOME LOAN BANK	\$3,999,979	\$3,977,588
US GOVT	11000	11/18/21	11/18/24	FED HOME LOAN BANK	\$4,000,000	\$3,823,140
US GOVT	11000	12/15/21	12/08/23	FED HOME LOAN BANK	\$2,494,959	\$2,416,470
US GOVT	11000	12/30/21	12/30/24	FED HOME LOAN BANK	\$4,000,000	\$3,831,096
US GOVT	11000	01/25/22	10/25/24	FED HOME LOAN BANK	\$5,000,000	\$4,820,275
US GOVT	11000	01/27/22	01/27/25	FED HOME LOAN BANK	\$5,000,000	\$4,842,730
US GOVT	11000	02/17/22	12/29/23	FED HOME LOAN BANK	\$992,010	\$968,290
US GOVT	11000	02/17/22	11/08/24	FED HOME LOAN BANK	\$982,575	\$950,397
US GOVT	11000	02/17/22	07/05/24	FED HOME LOAN BANK	\$984,850	\$959,799
US GOVT	11000	02/24/22	11/24/25	FED HOME LOAN BANK	\$6,957,471	\$6,795,460
US GOVT	11000	02/28/22	05/28/24	FED HOME LOAN BANK	\$2,000,000	\$1,948,708
US GOVT	11000	02/28/22	08/28/25	FED HOME LOAN BANK	\$5,000,000	\$4,788,850
US GOVT	11000	03/14/22	03/14/25	FED HOME LOAN BANK	\$4,000,000	\$3,910,524
US GOVT	11000	03/17/22	12/17/25	FED HOME LOAN BANK	\$2,000,000	\$1,937,196
US GOVT	11000	03/28/22	03/25/25	FED HOME LOAN BANK	\$2,000,000	\$1,975,252
US GOVT	11000	04/14/22	04/14/25	FED HOME LOAN BANK	\$3,000,000	\$2,970,831
US GOVT	11000	04/25/22	07/25/25	FED HOME LOAN BANK	\$4,000,000	\$3,965,624
US GOVT	11000	06/22/22	03/22/24	FED HOME LOAN BANK	\$1,100,000	\$1,092,814
US GOVT	11000	06/22/22	12/22/23	FED HOME LOAN BANK	\$1,000,000	\$994,817
US GOVT	11000	09/09/20	08/25/25	FED FARM CREDIT BANK	\$4,000,000	\$3,697,544
US GOVT	11000	09/01/20	09/01/28	FED FARM CREDIT BANK	\$2,000,000	\$1,767,294
US GOVT	11000	09/23/20	09/23/30	FED FARM CREDIT BANK	\$5,000,000	\$4,237,375
US GOVT	11000	01/26/21	01/26/28	FED FARM CREDIT BANK	\$3,000,000	\$2,656,038
US GOVT	11000	03/10/21	03/03/31	FED FARM CREDIT BANK	\$6,955,458	\$6,120,282
US GOVT	11000	08/02/21	02/02/23	FED FARM CREDIT BANK	\$4,000,000	\$3,944,368
US GOVT	11000	08/02/21	01/23/23	FED FARM CREDIT BANK	\$5,001,701	\$4,935,300
US GOVT	11000	08/02/21	05/10/23	FED FARM CREDIT BANK	\$4,999,154	\$4,885,305
US GOVT	11000	08/06/21	01/19/23	FED FARM CREDIT BANK	\$785,270	\$774,782
US GOVT	11000	09/02/20	09/02/26	FED FARM CREDIT BANK	\$2,000,000	\$1,799,250
US GOVT	11000	12/23/21	06/23/25	FED FARM CREDIT BANK	\$3,000,000	\$2,826,747
US GOVT	11000	02/17/22	01/25/24	FED FARM CREDIT BANK	\$991,520	\$969,113
US GOVT	11000	09/30/20	09/30/25	FED HOME LOAN MTG CORP	\$3,000,000	\$2,755,176

SFC CLERK RECORDED 07/27/2022

**DEPARTMENT OF FINANCE AND ADMINISTRATION
LOCAL GOVERNMENT DIVISION
QUARTERLY REPORT**

SANTA FE COUNTY

Schedule of Investments:

Type of Investment	Fund Number	Investment Date	Maturity Date	Source (Bank or Fiscal Agent)	Book Value	Market Value
US GOVT	11000	12/20/19	10/05/22	FED NATL MTG ASSOC	\$553,604	\$549,743
US GOVT	11000	08/21/19	01/19/23	FED NATL MTG ASSOC	\$1,591,849	\$1,549,101
US GOVT	11000	05/08/19	09/06/24	FED NATL MTG ASSOC	\$711,123	\$694,107
US GOVT	11000	05/11/20	05/15/25	TENN VALLEY AUTHORITY	\$7,961,110	\$7,489,624
US GOVT	11000	09/09/20	09/09/25	FED HOME LOAN MTG CORP	\$3,000,000	\$2,786,160
ETF	11000	08/27/21		Ishares	\$249,984	\$204,216
ETF	11000	08/27/21		Ishares	\$250,030	\$230,862
ETF	11000	08/27/21		Schwab US Tips ETF	\$249,916	\$220,968
FNMA	11000	07/30/20	07/30/29	FEDERAL NATL MTG ASSN	\$225,000	\$193,492
MUNICIPAL	11000	07/02/20	07/01/30	ALBUQUERQUE NM	\$827,147	\$704,608
MUNICIPAL	11000	12/20/21	07/01/29	ALBUQUERQUE NM	\$54,890	\$48,942
MUNICIPAL	11000	10/01/20	06/15/28	NEW MEXICO FIN AUTH	\$242,983	\$213,672
MUNICIPAL	11000	01/31/20	04/01/27	NEW MEXICO ST UNIV	\$183,733	\$170,679
MUNICIPAL	11000	01/09/20	04/01/28	NEW MEXICO ST UNIV	\$679,238	\$631,716
MUNICIPAL	11000	09/24/20	06/01/29	UNIVERSITY NEW MEXICO	\$322,135	\$284,529
MUNICIPAL	11000	04/23/20	06/01/23	UNIVERSITY NEW MEXICO	\$365,886	\$360,162
MUNICIPAL	11000	09/24/21	06/01/31	UNIVERSITY NEW MEXICO	\$862,387	\$753,344
MUNICIPAL	11000	05/10/22	06/01/27	UNIVERSITY NEW MEXICO	\$119,336	\$121,665
MUNICIPAL	11000	10/12/21	08/01/29	LAS CRUCES NEW MEXICO SCHOOL	\$505,000	\$421,973
US GOVT	11000	05/04/20	05/04/27	FED HOME LOAN BANK	\$388,890	\$352,026
US GOVT	11000	05/06/20	11/06/29	FED HOME LOAN BANK	\$1,000,000	\$870,456
US GOVT	11000	02/25/21	08/25/27	FED HOME LOAN BANK	\$625,000	\$563,676
US GOVT	11000	04/14/21	07/14/26	FED HOME LOAN BANK	\$2,500,000	\$2,317,833
US GOVT	11000	07/15/21	07/15/26	FED HOME LOAN BANK	\$500,000	\$465,254
US GOVT	11000	07/22/21	04/22/25	FED HOME LOAN BANK	\$500,000	\$469,515
US GOVT	11000	07/21/21	04/21/25	FED HOME LOAN BANK	\$500,000	\$467,494
US GOVT	11000	09/17/21	08/26/31	FED HOME LOAN BANK	\$664,602	\$571,581
US GOVT	11000	09/28/21	09/28/26	FED HOME LOAN BANK	\$559,697	\$514,938
US GOVT	11000	09/29/21	09/29/28	FED HOME LOAN BANK	\$443,964	\$399,258
US GOVT	11000	10/12/21	10/12/29	FED HOME LOAN BANK	\$2,215,000	\$1,942,799
US GOVT	11000	11/16/21	08/16/24	FED HOME LOAN BANK	\$250,000	\$240,675
US GOVT	11000	02/28/22	02/28/25	FED HOME LOAN BANK	\$400,000	\$393,018
US GOVT	11000	03/30/22	03/25/27	FED HOME LOAN BANK	\$200,000	\$194,804
US GOVT	11000	05/18/20	02/23/27	FED AGRIC MTG	\$322,122	\$292,964
US GOVT	11000	01/06/22	02/18/31	FED AGRIC MTG	\$188,195	\$166,353
US GOVT	11000	02/08/19	06/15/26	FED FARM CREDIT BANK	\$395,126	\$391,293
US GOVT	11000	09/09/20	09/01/28	FED FARM CREDIT BANK	\$750,000	\$662,735
US GOVT	11000	06/17/20	06/17/30	FED FARM CREDIT BANK	\$350,000	\$293,472
US GOVT	11000	02/19/20	02/19/30	FED FARM CREDIT BANK	\$760,000	\$681,399
US GOVT	11000	12/23/20	12/23/25	FED FARM CREDIT BANK	\$600,000	\$548,162
US GOVT	11000	01/27/21	01/27/27	FED FARM CREDIT BANK	\$500,000	\$446,888
US GOVT	11000	08/06/21	01/19/23	FED FARM CREDIT BANK	\$3,001,031	\$2,960,952
US GOVT	11000	10/14/21	10/14/31	FED FARM CREDIT BANK	\$1,000,000	\$897,198
US GOVT	11000	10/20/21	10/20/31	FED FARM CREDIT BANK	\$1,000,000	\$876,317
US GOVT	11000	10/27/21	04/25/30	FED FARM CREDIT BANK	\$249,291	\$226,104
US GOVT	11000	02/17/22	01/18/28	FED FARM CREDIT BANK	\$196,100	\$184,689
US GOVT	11000	04/30/20	04/30/25	FED HOME LOAN MTG CORP	\$1,500,000	\$1,403,949
US GOVT	11000	09/22/20	09/09/30	FED HOME LOAN MTG CORP	\$300,000	\$249,677
US GOVT	11000	09/28/20	12/28/28	FED HOME LOAN MTG CORP	\$600,000	\$521,087
US GOVT	11000	09/29/21	10/08/27	FED HOME LOAN MTG CORP	\$972,660	\$886,668
US GOVT	11000	04/24/20	04/23/27	FARMER MAC	\$998,916	\$921,255
US GOVT	11000	02/21/20	09/15/27	TENN VALLEY AUTHORITY	\$561,499	\$544,353

SFC CLERK RECORDED 07/27/2022

**DEPARTMENT OF FINANCE AND ADMINISTRATION
LOCAL GOVERNMENT DIVISION
QUARTERLY REPORT**

SANTA FE COUNTY

Schedule of Investments:

Type of Investment	Fund Number	Investment Date	Maturity Date	Source (Bank or Fiscal Agent)	Book Value	Market Value
US GOVT	11000	02/14/20	06/15/27	TENN VALLEY AUTHORITY	\$625,327	\$610,498
US GOVT	11000	07/09/21	06/15/24	US TREASURY	\$1,247,269	\$1,186,378
US GOVT	11000	10/29/20	10/29/30	FEDERAL HOME LOAN BANK	\$4,000,000	\$3,388,856
US GOVT	11000	08/13/21	08/17/23	FNMA NTS	\$500,247	\$488,020
US GOVT	11000	08/13/21	08/18/23	FNMA NTS	\$500,579	\$488,395
US GOVT	11000	08/19/21	09/22/23	FFCB Bond	\$499,880	\$486,475
US GOVT	11000	08/19/21	10/13/23	FFCB NTS	\$500,099	\$486,675
US GOVT	11000	08/19/21	12/28/23	FHLB Bond	\$1,998,305	\$1,930,640
US GOVT	11000	08/19/21	12/29/23	FHLB Bond	\$1,000,338	\$966,770
CD	11000	09/06/15	09/16/21	Century Bank	\$250,000	\$250,000
CD	11000		08/01/22	Guadalupe Credit Union	\$250,000	\$250,000
CD	11000	04/27/21	04/27/23	NM Bank & Trust	\$245,000	\$245,000
CD	11000	08/23/17	08/23/22	US Eagle	\$250,000	\$250,000
CD	11000		12/06/21	Washington Federal Bank	\$250,000	\$250,000
CD Held as Collateral	11000		12/01/49	Enterprise Bank & Trust / Fannie Mae CMO	\$4,748,573	\$4,748,573
US GOVT	30100	09/09/20	09/09/25	FED HOME LOAN MTG CORP	\$1,000,000	\$928,720
US GOVT	30100	08/06/21	01/19/23	FED FARM CREDIT BANK	\$1,300,447	\$1,283,079
CD	30100	03/15/22	09/15/22	M1 BANK (MISSOURI)	\$249,000	\$248,203
US GOVT	30100	02/18/22	07/31/22	US TREASURY	\$5,412,201	\$5,413,519
US GOVT	30100	10/01/21	12/31/22	US TREASURY	\$5,002,078	\$4,941,015
US GOVT	30100	10/13/21	08/01/25	RIO RANCHO NM PUB SCH	\$1,597,630	\$1,470,688
US GOVT	30100	06/12/19	12/22/22	FED FARM CREDIT BANK	\$1,999,705	\$1,996,326
CD	30100	03/17/22	09/19/22	SAFRA NATL BK NY	\$249,000	\$248,218
CD	30100	03/23/22	09/21/22	BEAL BK USA LV NEV	\$249,000	\$248,255
CD	30100	03/24/22	09/23/22	TRUXTON TR CO NASHVILLE	\$249,000	\$248,131
US GOVT	30100	08/03/20	08/03/27	FED FARM CREDIT BANK	\$4,000,000	\$3,577,740
US GOVT	30100	09/02/20	09/02/26	FED FARM CREDIT BANK	\$2,000,000	\$1,799,250
US GOVT	30100	09/09/20	09/09/25	FED HOME LOAN MTG CORP	\$3,000,000	\$2,786,160
GRAND TOTAL					\$272,870,903	\$254,542,803

SFC CLERK RECORDED 07/27/2022

Identify detail on all adjustments listed on budget recap page. Please identify each transaction separately.

Entity: Santa Fe County

PERIOD: 4th Qtr.

FINANCIAL REPORT ADJUSTMENT SCHEDULE

FUND	TOTAL Adjustment AMOUNT	Detailed adjustment	Explanation* Must be filled out
GENERAL FUND - Operating (GF)	(230,269,140)	(915,642)	Temporary loans to funds with cash flows related to grant reimbursements and revenue receipts not matching disbursements due to timing of transactions.
		(229,353,498)	General Ledger adjustment - to break out investments from the beginning cash balance, investments as of 6/30/2022 @ fair market value
BOND PROCEEDS PROJECT	(25,189,305)	(25,189,305)	General Ledger adjustment - to break out investments from the beginning cash balance, investments as of 6/30/2022 @ fair market value
STATE LEGISLATIVE APPROP PROJECT	904,195	904,195	Temporary loans to funds with cash flows related to grant reimbursements and revenue receipts not matching disbursements due to timing of transactions.
OTHER FEDERAL FUNDED PROJECTS	11,447	11,447	Temporary loans to funds with cash flows related to grant reimbursements and revenue receipts not matching disbursements due to timing of transactions.
TOTAL	(254,542,803)	(254,542,803)	

SFC CLERK RECORDED 07/27/2022