
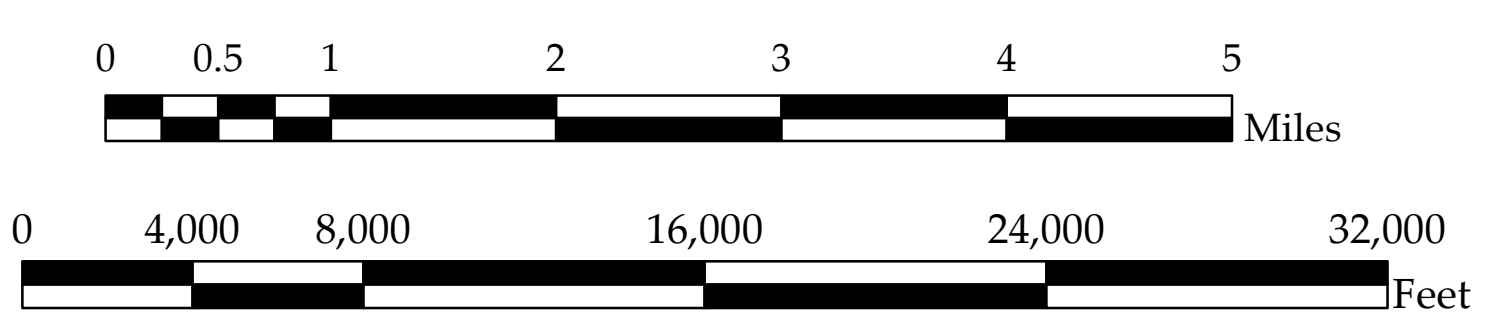


- Legend**
- District 5
  - District 6
  - District 19
  - District 24
  - District 25
  - District 39
  - Precinct Boundaries 2024
  - Incorporated Areas
  - Major Roads
  - Minor Roads
  - Railroads
  - Major Streams




1:54,000  
1 inch represents 0.85 miles



# State Senate District 6

## Santa Fe County



**Katharine E. Clark**  
Santa Fe County Clerk

North American Datum 1983  
This information is for reference only. Santa Fe County assumes no liability for errors associated with the use of these data. Users are solely responsible for confirming data accuracy.



January 1, 2024