


County Treasurer

2014 1st Quarter Report



STATE of NEW MEXICO
COUNTY of SANTA FE

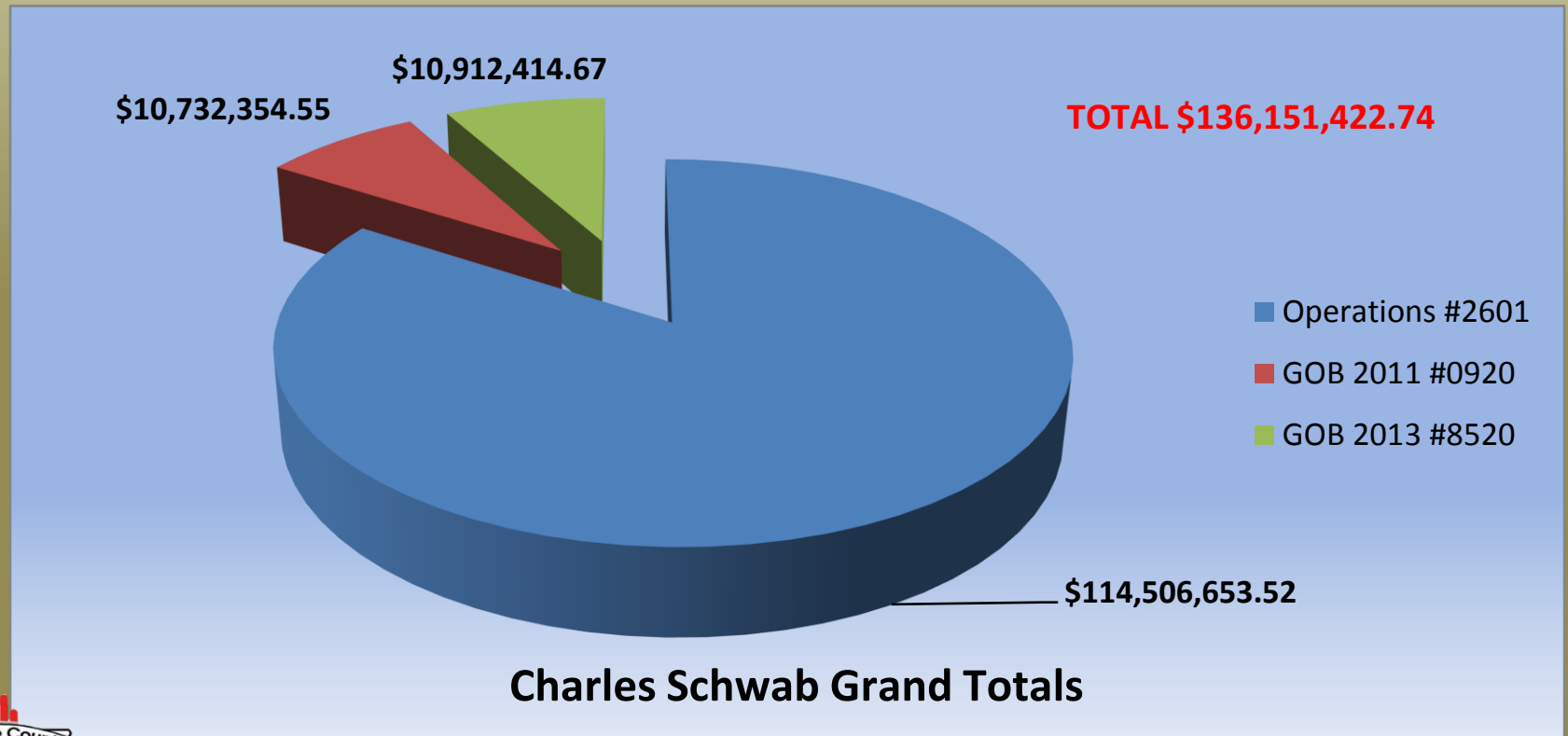


Santa Fe County Treasurer's Challenges

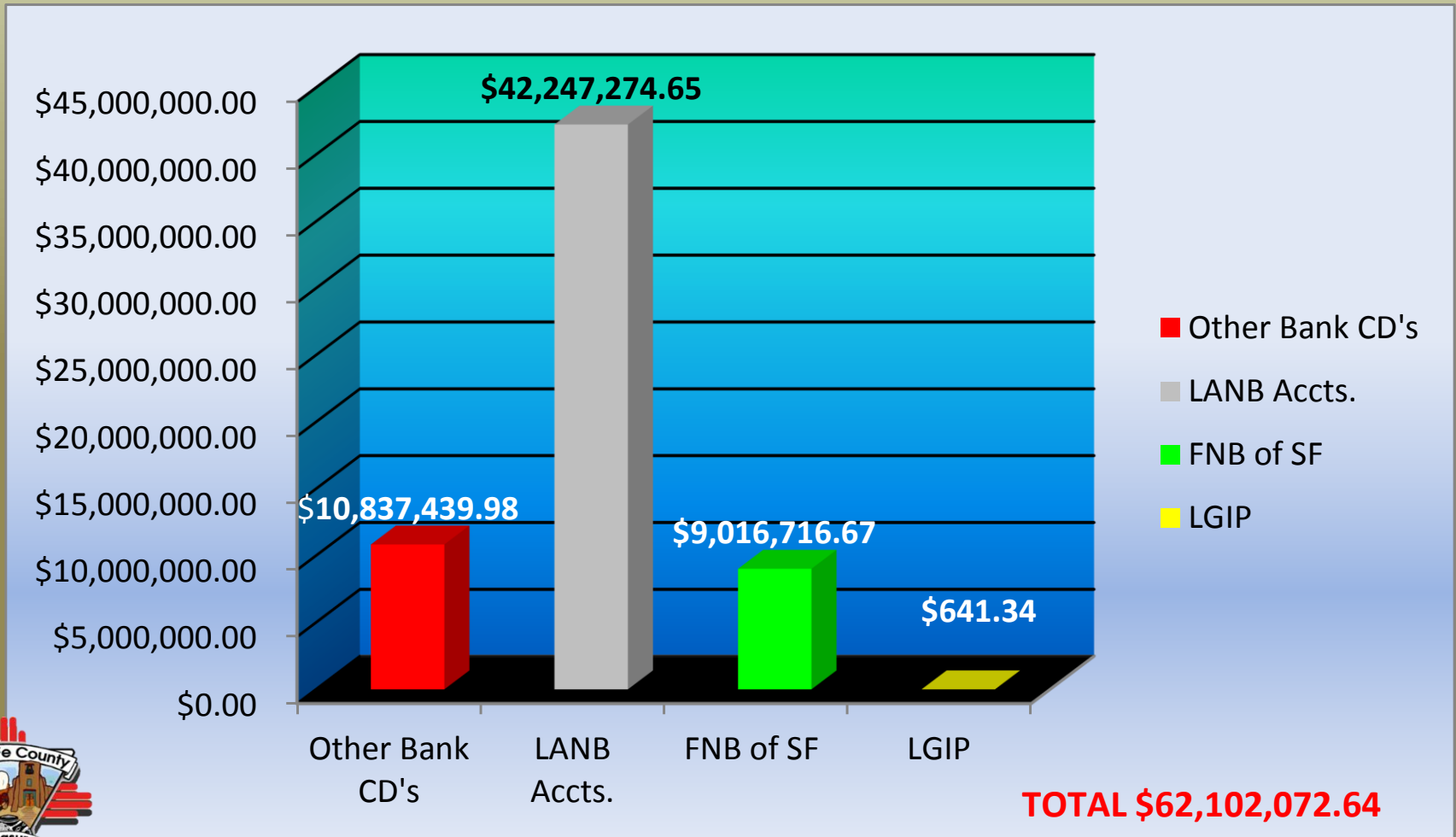
- Volatile market conditions
- Chances of slow upward market
- Ease on Quantitative Easing
- Stale Treasury rates



Fixed Income Portfolio



Other Account Balances



Total Account Balances

as of March 31, 2014

\$198,253,495.38



CDARS

Sold	Wells Fargo - CD, Florida Tampa Primary Cusip #340559AFO	2/17/2010	Trans to C. Schwab	2.75%	5 Yrs.	12/20/2013
Sold	Wells Fargo - CD, Barclays Bk Delaware Wilmington Cusip #06740KDN4	2/24/2010	Trans to C. Schwab	2.75%	5 Yrs.	12/20/2013
Sold	Wells Fargo - CD, Libertyville Bk & TR CO IL Cusip # 531554BN2	2/24/2010	Trans to C. Schwab	2.75%	5 Yrs.	12/20/2013
Sold	Wells Fargo - CD, State Bk of the Lakes Antioch ILL Cusip #856428AH0	2/24/2010	Trans to C. Schwab	2.75%	5 Yrs.	12/20/2013
Sold	Wells Fargo - CD, GE Capital Financial Cusip #36160XZZ3	12/9/2011	Trans to C. Schwab	1.20%	1 Yr. 3 Mo.	12/20/2013
Sold	Wells Fargo - CD, Discover Bank Greenwood Del Primary #2546703M2	2/8/2012	Trans To C. Schwab	1.75%	5 Years	12/18/2013
Sold	Wells Fargo - CD, State Bank of India Cusip #856284E34	4/27/2012	Trans to C. Schwab	2.00%	5 Years	12/18/2013
Sold	Wells Fargo - CD, Goldman Sachs Bank Cusip #38143AQV0	4/25/2012	Trans to C. Schwab	1.85%	5 Years	12/18/2013
Sold	Wells Fargo - CD, American Express Centurion Cusip # 02587DKP2	7/26/2012	Trans to C. Schwab	1.70%	5 Years	12/18/2013
Sold	Wells Fargo - CD, Sallie Mae Bank Cusip # 795450NV3	8/15/2012	Trans to C. Schwab	1.75%	5 Years	12/18/2013

***Investment committee approval to sell in November 2013 only at par or above.**

\$1,892,000 face value sold at above par with \$21,011.18 gain



COUNTY of SANTA FE STATE of NEW MEXICO

Current Investment Schedule



Santa Fe County Investment Schedule - CDs and Savings Account

Patrick "Pat" Varela Treasurer

CERTIFICATES OF DEPOSIT

<u>Security Description</u>	<u>Purchase Date</u>	<u>Invested Amount</u>	<u>Effective Annual Interest Rate</u>	<u>Term</u>
Guadalupe Credit Union - CD, #11034009	5/1/2013	\$ 250,000.00	1.14%	27 Months
Community Bank - CD # 701477-Santa Fe	12/1/2013	\$ 250,000.00	0.45%	7 Months
Charter Bank - AKA Washington Federal CD # 61032161-Santa Fe	4/2/2012	\$ 250,000.00	0.95%	2 Years
New Mexico Bank & Trust - CD # 132001340	10/18/2013	\$ 248,000.00	0.30%	18 Months
BMO Harris Bank NA - CUSIP #05573JRK2	8/16/2013	\$ 250,000.00	1%-3.5%	60 Month
SUB-TOTAL MISCELLANOUS CERTIFICATES OF DEPOSIT		\$ 1,248,000.00		

CD & SAVINGS ACCOUNTS AT LOS ALAMOS NATIONAL BANK

Los Alamos National Bank-Acct #0111883820 Universal Savings Acct. Pool Cash	5/4/2009	\$ 17.17	0.01%	N/A
Los Alamos National Bank-Acct #0116706520-GRT 2009 Water Rights Cap.	10/21/2009	\$ 58,965.91	0.01%	N/A
Los Alamos National Bank-Acct #0118076220-Fire Protection Revenue Bond	12/3/2009	\$ 0.23	0.01%	N/A
Los Alamos National Bank-Acct #0118077020-Road Projects Account	12/3/2009	\$ 95,421.34	0.01%	N/A
Los Alamos National Bank-Acct #0118078920-GOB Open Space	12/3/2009	\$ 4.10	0.01%	N/A
Los Alamos National Bank-Acct #0118079720-GOB Series 2005 A	12/3/2009	\$ 710,517.23	0.01%	N/A
Los Alamos National Bank-Acct #0118080020-GOB Series 2007 B	12/3/2009	\$ 293,429.01	0.01%	N/A
Los Alamos National Bank-Acct #0118081920-GRT 2008 Judicial Rev. Bond	12/3/2009	\$ 431,694.20	0.01%	N/A
Los Alamos National Bank-Acct #0118082720-SF Affordable Housing Fund	12/3/2009	\$ 1,605,205.28	0.01%	N/A
Los Alamos National Bank-Acct #0121009220-GRT Cap. Series 2010 A&B Buck	3/12/2010	\$ 21,325.80	0.01%	N/A
Los Alamos National Bank-Acct #123866320-GOB 2009 Series	7/1/2010	\$ 1,327,594.24	0.50%	N/A
Los Alamos National Bank-Acct #0111883821-Fac. Bond 1997 Proc.-Savings Acct.	8/30/2010	\$ 55,571.02	0.01%	N/A
Los Alamos National Bank-Acct #0111883822-GOB Series 2001 A-Savings Acct.	8/30/2010	\$ 8,642.58	0.01%	N/A
Los Alamos National Bank-Acct #0111883823-GOB Series 2007 A-Savings Acct.	8/30/2010	\$ 2.15	0.01%	N/A
Los Alamos National Bank-Acct #0118081921-GRT 2008 Jud. Rev. Bond-Sav.	8/30/2010	\$ -	0.01%	N/A
Los Alamos National Bank-Acct #0127419820 Ph.II 2008 GOB Buckman	11/1/2010	\$ 1,775.23	0.01%	N/A
Los Alamos National Bank-Acct #0131770920 GOB- 2011 Refunding Series	4/13/2011	\$ 28,239.02	0.01%	N/A
Los Alamos National Bank-Acct #0128128330 SFC Studios Guarantee	10/26/2010	\$ 6,278,115.99	2.50%	318 Mo.
Los Alamos National Bank-Acct #0132601501 Fire Department Account	7/13/2011	\$ 2,000.00	0.00%	N/A
Los Alamos National Bank-Acct #0136415401 County Manager's Account	10/14/2011	\$ 1,000.00	0.00%	N/A
Los Alamos National Bank-Acct #0136490101 SFC Region III HIDA	10/17/2011	\$ 15,479.65	0.00%	N/A
Los Alamos National Bank-Acct #0136492801 SFC Region III JAG	10/17/2011	\$ 7,192.20	0.00%	N/A
Los Alamos National Bank-Acct #0151052501 Corrections Maintenance Debit Acct.	4/1/2013	\$ 2,000.00	0.00%	N/A
Los Alamos National Bank-Acct. #0158837001 Flexible Spending Trust Acct.	12/6/2013	\$ 12,091.17	0.00%	N/A
Los Alamos National Bank-Acct#0145213401 SFC Housing Authority	8/7/2012	\$ 8,632,906.68	0.50%	N/A
Los Alamos National Bank-Acct #0153478520 GOB 2013 Series A	6/6/2013	\$ 513.72	0.01%	N/A
LANB CERTIFICATES OF DEPOSIT & SAVINGS ACCOUNTS		\$ 19,589,703.92		

FIRST NATIONAL BANK OF SANTA FE

GOB 2013 Series MMSA # 107035055	9/25/2013	\$ 6,003,436.44	0.1%/Var.	N/A
Liquid Money Market Account #106543421	1/2/2013	\$ 3,013,280.23	0.1%/Var.	N/A

TOTAL CERTIFICATES OF DEPOSIT & SAVINGS ACCOUNTS **\$ 29,854,420.59**



Current Investment Schedule

Cont.



Santa Fe County Investment Schedule - Operational Account



Patrick "Pat" Varela Treasurer

	Security Description	Purchase Date	Invested Amount	Effective Annual Interest Rate	Term	Maturity Date	Interest Check to be Paid
CHARLES SCHWAB INVESTMENT IN GOVERNMENT AGENCIES (BONDS) AND T-BILLS							
Matured	US Treasury Bill-Cusip #912796AW9 GRT GOB 2011 Refund Account #0920	3/7/2013	Trans to C. Schwab	0.147%	1 Year	3/6/2014	Maturity Date
Called	Freddie Mac Bond-Cusip #3134G35R7 GRT GOB 2011 Refund Account #0920 Wells Fargo S	5/24/2013	Trans to C. Schwab	2.250%	6 Yrs. 10 Mo.	3/13/2014	Semi- Annual
SUB-TOTAL CHARLES SCHWAB & CO., INC HOLDINGS			\$ -				
CHARLES SCHWAB							
	Freddie Mac Bond-Cusip #3134G3C32 (2601 Acct.)	8/22/2012	\$ 999,000.00	1.50%	7 Years 3 Mo.	11/22/2019	Semi-Annual
	Freddie Mac Bond-Cusip #3134G3F54 (2601 Acct.)	8/27/2012	\$ 654,017.50	1.52%	7 Years	8/27/2019	Semi-Annual
	Fannie Mae Bond-Cusip #3136FPAB3 (2601 Acct.)	8/18/2010	\$ 1,000,000.00	2.00%	5 Years	8/18/2015	Semi-Annual
Called	Freddie Mac Bond-Cusip #3134G3TM2 (2601 Acct.)	3/28/2012	Trans to C. Schwab	1.40%	5 Years	3/28/2014	Semi-Annual
	Freddie Mac Bond-Cusip #3134G3XG0 (2601 Acct.)	6/28/2012	\$1,496,250.00	1.50%	7 Years	6/28/2019	Semi-Annual
	Freddie Mac Bond-Cusip #3134G3XH8 (2601 Acct.)	6/28/2012	\$1,500,000.00	1.13%	5 years	6/28/2017	Semi-Annual
	Fannie Mae Bond-Cusip #3136G0TM3 (2601 Acct.)	8/3/2012	\$ 500,194.44	2.00%	8 Years 10 Mo.	10/26/2021	Semi-Annual
	Federal Home Loan Bank Bond-Cusip #313380D87 (2601 Acct.)	8/8/2012	\$ 500,000.00	2.25%	10 Years	8/8/2022	Semi-Annual
	Fannie Mae Bond-Cusip #3136G0VE8 (2601 Acct.)	8/20/2012	\$ 992,000.00	2.33%	12 Years 3 Mo.	11/20/2024	Semi-Annual
	Freddie Mac Bond-Cusip #3134G3A75 (2601 Acct.)	8/21/2012	\$ 500,000.00	2.55%	13 Years 3 Mo.	11/21/2025	Semi-Annual
	Freddie Mac Bond-Cusip #3134G3C32 (2601 Acct.)	8/22/2012	\$ 998,000.00	1.53%	7 Years 3 Mo.	11/22/2019	Semi-Annual
	Federal Home Loan Bank Bond-Cusip #313380PA9 (2601 Acct.)	9/27/2012	\$ 1,000,000.00	3.00%	15 Years	9/27/2027	Semi-Annual
	Fannie Mae Bond-Cusip #3135G0PU1 (2601 Acct.)	10/11/2012	\$ 1,000,000.00	1.00%	5 Years	10/11/2017	Semi-Annual
	Federal Home Loan Bank Bond-Cusip #313380TJ6 (2601 Acct.)	10/11/2012	\$ 1,000,000.00	1.50%	10 Years	10/11/2022	Semi-Annual
	Federal Home Loan Bank Bond-Cusip #313380SK4 (2601 Acct.)	10/15/2012	\$ 1,000,000.00	2.20%	9 Years	10/15/2021	Semi-Annual
	Federal Home Loan Bank Bond-Cusip #313381B95 (2601 Acct.)	11/27/2012	\$ 1,000,441.67	2.65%	13 Years	11/21/2025	Semi-Annual
	Federal Home Loan Bank Bond-Cusip #313381BJ3 (2601 Acct.)	11/28/2012	\$ 1,000,000.00	2.19%	10 Years	11/28/2022	Semi-Annual
	Federal Farm Credit Bond-Cusip # 3133EC6X7 (2601 Acct.)	12/17/2012	\$ 1,000,430.00	2.58%	13 Years	12/11/2025	Semi-Annual
	Federal Farm Credit Bond-Cusip #3133EC6T6 (2601 Acct.)	12/17/2012	\$ 1,000,324.44	2.92%	15 Years	12/13/2027	Semi-Annual
	Federal Farm Credit Bond-Cusip #3133ECAM6 (2601 Acct.)	12/19/2012	\$ 1,000,000.00	1.12%	6 Years	12/19/2018	Semi-Annual
	Fannie Mae Bond-Cusip #3136G16Y0 (2601 Acct.)	12/26/2012	\$ 1,000,000.00	1.07%	6 Years	12/26/2018	Semi-Annual
	Federal Home Loan Mtg. Bond-Cusip #3134G44N5 (2601 Acct.)	5/28/2013	\$ 5,000,000.00	0.75%	4 Years 6 Mo.	11/28/2017	Semi-Annual
	Federal Home Loan Bank Bond-Cusip #313382WC3 (2601 Acct.)	5/15/2013	\$ 3,000,000.00	0.63%	5 Years	5/15/2018	Semi-Annual
	Federal Home Loan Bank Bond-Cusip #313383UK5 (2601 Acct.)	8/21/2013	\$ 1,876,459.33	0.6%-2.40	4 Years 3 Mo.	11/14/2017	Semi-Annual
	Federal Home Loan Bank Bond-Cusip #313382ZS5 (2601 Acct.)	8/26/2013	\$ 2,472,450.00	0.75-2.59%	6 Years 9 Mo.	5/20/2020	Semi-Annual



Current Investment Schedule

Cont.



Santa Fe County Investment Schedule - Operational Account Cont.



Patrick "Pat" Varela Treasurer

	Federal Home Loan Bank Bond-Cusip #313379PG8 (2601 Acct.)	6/18/2012	\$ 99,774.00	1.00%	8 Years 6 Mo.	12/4/2020	Semi-Annual
	Federal Home Loan Bank Bond-Cusip #313379PG8 (2601 Acct.)	6/18/2012	\$ 648,531.00	1.00%	8 Years 6 Mo.	12/4/2020	Semi-Annual
	Federal Home Loan Bank Bond-Cusip #313379PG8 (2601 Acct.)	6/18/2012	\$ 249,375.00	1.00%	8 Years 6 Mo.	12/4/2020	Semi-Annual
	Federal Home Loan Bank Bond-Cusip #313379PB9 (2601 Acct.)	6/18/2012	\$ 613,864.00	3.24%	15 Years	6/14/2027	Semi-Annual
	Federal Home Loan Bank Bond-Cusip #313379T82 (2601 Acct.)	6/28/2012	\$ 1,000,000.00	1.77%	7 Years	6/28/2019	Semi-Annual
	Federal Farm Credit Bond-Cusip #3133EAD39 (2601 Acct)	8/3/2012	\$ 1,000,126.67	2.28%	10 Years 6 Mo.	2/1/2023	Semi-Annual
	Federal Home Loan Bank Bond-Cusip #313380B30 (2601 Acct.)	8/15/2012	\$ 1,000,000.00	2.20%	10 Years	8/15/2022	Semi-Annual
	Federal Home Loan Bank Bond-Cusip #313380DJ3 (2601 Acct.)	8/22/2012	\$ 1,500,000.00	2.24%	10 Years	8/22/2022	Semi-Annual
	Federal Home Loan Mtg. Bond-Cusip #3134G3A75 (2601 Acct.)	8/21/2012	\$ 995,500.00	2.55%	13 Years 3 Mo.	11/21/2025	Semi-Annual
	Federal Home Loan Bank Bond-Cusip #313379YD5 (2601 Acct.)	8/7/2012	\$ 997,240.00	1.25%	12 Years 2 Mo.	10/25/2024	Semi-Annual
	Federal Home Loan Bank Bond-Cusip #313380D87 (2601 Acct.)	8/8/2012	\$ 997,510.00	2.25%	10 Years	8/8/2022	Semi-Annual
	Federal Nat'l Mtg. Bond-Cusip #3136G0VM0 (2601 Acct.)	8/7/2012	\$ 996,740.00	1.00%	7 Years	7/30/2019	Semi-Annual
	Federal Nat'l Mtg. Bond-Cusip #3136G0VE8 (2601 Acct.)	8/20/2012	\$ 987,500.00	2.25%	12 Years 3 Mo.	11/20/2024	Semi-Annual
	Federal Nat'l Mtg Bond-Cusip #3136G0VZ1(2601 Acct.)	8/14/2012	\$ 999,450.00	0.63%	5 Years	8/14/2017	Semi-Annual
	Federal Nat'l Mtg. Bond-Cusip #3136G0XM8 (2601 Acct.) Wells Fargo Securities	8/28/2012	\$ 998,563.89	2.30%	10 Years	8/26/2022	Semi-Annual
	Federal Farm Credit Bond-Cusip #3133EA2Q0 (2601 Acct.)	9/27/2012	\$ 1,000,000.00	2.07%	9 Years	9/27/2021	Semi-Annual
	Federal Farm Credit Bond-Cusip #3133EA2R8 (2601 Acct.)	10/1/2012	\$ 1,000,000.00	2.74%	13 Years	10/1/2025	Semi-Annual
	Federal Home Loan Bank Bond-Cusip #313380QF7 (2601 Acct.)	10/5/2012	\$ 598,927.33	1.10%	12 Years	9/27/2024	Semi-Annual
	Fannie Mae Bond-Cusip #3136G0B42 (2601 Acct.)	10/5/2012	\$ 1,119,708.80	1.01%	7 Years	9/26/2019	Semi-Annual
	Fannie Mae Bond-Cusip #3136G0B42 (2601 Acct.)	10/5/2012	\$ 149,961.00	1.01%	7 Years	9/26/2019	Semi-Annual
	Federal Nat'l Mtg. Bond-Cusip #3136G0M57 (2601 Acct.)	10/9/2012	\$ 1,000,000.00	1.75%	8 1/2 Years	4/9/2021	Semi-Annual
	Federal Home Loan Bank Bond-Cusip #313380SR9 (2601 Acct.)	10/18/2012	\$ 1,000,000.00	1.25%	10 Years	10/18/2022	Semi-Annual
	Federal Home Loan Bank Bond-Cusip #313381B95 (2601 Acct.)	11/28/2012	\$ 1,000,515.28	2.65%	13 Years	11/21/2025	Semi-Annual
	Federal Home Loan Bank Bond-Cusip #313381E35 (2601 Acct.)	11/28/2012	\$ 1,000,097.22	1.75%	15 Years	11/26/2027	Semi-Annual
	Federal Home Loan Bank Bond-Cusip #313381EF8 (2601 Acct)	12/7/2012	\$ 1,000,000.00	2.69%	15 Years	12/7/2027	Semi-Annual
	Federal Nat'l Mtg. Bond-Cusip #3136G12P3 (2601 Acct.)	12/10/2012	\$ 1,000,000.00	3.00%	18 Years	12/10/2030	Semi-Annual
	Federal Home Loan Bank Bond-Cusip #313381FB6 (2601 Acct.)	12/17/2012	\$ 1,000,000.00	2.90%	15 Years	12/17/2027	Semi-Annual
	Federal Home Loan Bank Bond-Cusip #313381FB6 (2601 Acct.)	12/17/2012	\$ 1,000,000.00	2.90%	15 Years	12/17/2027	Semi-Annual
	Federal Nat'l Mtg. Bond-Cusip #3136G13X5 (2601 Acct.)	12/27/2012	\$ 1,000,000.00	2.25%	11 Years	12/27/2023	Semi-Annual
	Federal Home Loan Bank Bond-Cusip #313381CK9 (2601 Acct.)	12/10/2012	\$ 998,893.33	2.33%	11 Years	12/7/2023	Semi-Annual
	Federal Home Loan Bank Bond-Cusip #313381DB8 (2601 Acct.)	12/10/2012	\$ 999,748.33	2.98%	15 Years	12/7/2027	Semi-Annual
	Fannie Mae Bond-Cusip #3136G13V9 (2601 Acct.)	12/27/2012	\$ 999,450.00	1.03%	7 Years	12/27/2019	Semi-Annual
	Fannie Mae Bond-Cusip #3136G12U2 (2601 Acct.)	12/12/2012	\$ 998,780.00	1.13%	12 Years	12/12/2024	Semi-Annual
	Federal Nat'l Mtg. Bond-Cusip #31358BA6 (2601 Acct.)	1/4/2013	\$ 754,602.19	2.02%	6 Years 1 Mo.	2/1/2019	Semi-Annual
	Fannie Mae Bond-Cusip #3136G1AQ2 (2601 Acct.)	1/30/2013	\$ 3,000,000.00	0.70%	5 Years	1/30/2018	Semi-Annual
	Federal Farm Credit Bond-Cusip #3133ECLB8 (2601 Acct.)	4/18/2013	\$ 929,362.95	0.47%	3 Years 3 Mo.	7/12/2016	Semi-Annual
	Financing Corp. Prin. Bond-Cusip #31771EAK7 (2601 Acct.)	4/18/2013	\$ 2,893,344.00	0.79%	4 Years 7 Mo.	11/30/2017	Maturity Date
	Fing Corp Fico Bond-Cusip #31771JMK3 (2601 Acct.)	4/18/2013	\$ 1,960,372.00	0.55%	3 Years 7 Mo.	11/30/2016	Maturity Date
	Federal Nat'l Mtg. Bond-Cusip#3136G1KVO (2601 Acct.)	5/15/2013	\$ 1,448,000.00	0.75%	5 Years	5/15/2018	Semi-Annual
	Federal Home Loan Bank Bond-Cusip 313382YF4 (2601 Acct.)	7/15/2013	\$ 1,448,527.51	0.50%	6 Years 10 Mo.	5/22/2020	Semi-Annual
	Freddie Mac Bond-Cusip #3137EACD9 (2601 Acct.)	10/25/2013	\$ 1,029,226.90	0.10%	9 Mo.	7/28/2014	Semi-Annual
	Fannie Mae Bond-Cusip #3135G0BJ1 (2601 Acct.)	10/25/2013	\$ 1,010,641.05	0.09%	8 Mo.	6/27/2014	Semi-Annual
	Freddie Mac Bond-Cusip #3134G3YW4 (2601 Acct.)	10/25/2013	\$ 1,002,738.15	0.12%	10 Mo.	8/28/2014	Semi-Annual
	Freddie Mac Bond-Cusip #3134G2YJ5 (2601 Acct.)	10/25/2013	\$ 1,008,845.98	0.13%	11 Mo.	9/19/2014	Semi-Annual
	Federal Home Loan Bank Bond-Cusip #313382NC3 (2601 Acct.)	10/25/2013	\$ 1,001,299.02	0.12%	11 Mo.	9/25/2014	Semi-Annual
	Federal Home Loan Bank Bond-Cusip # 3130A0GF1 (2601 Acct.)	12/23/2013	\$ 2,000,111.11	0.500-0.9699%	3 Years 6 Mo.	6/19/2017	Monthly
	Federal Home Loan Bank Bond-Cusip # 3130A0LZ1 (2601 Acct.)	1/30/2014	\$ 1,600,000.00	1.2500-2.2724%	5 Years	1/30/2019	Semi-Annual
New	Federal Home Loan Mtg Corp Bond-Cusip # 3134G4WM6 (2601 Acct.)	3/12/2014	\$ 3,000,000.00	0.7500-2.472%	2 Years 9 Mo.	12/12/2016	Semi-Annual
New	Federal Nat'l Mtg. Bond-Cusip #3135G0WJ8 (2601 Acct.)	3/10/2014	\$ 1,977,144.00	1.22%	4 Years 2 Mo.	5/21/2018	Semi-Annual
New	Federal Nat'l Mtg. Bond-Cusip 3 3135G0MZ3 (2601 Acct.)	3/19/2014	\$ 2,002,711.28	0.85%	3 Years 5 Mo.	08/28/2017	Semi-Annual
	SUB-TOTAL CHARLES SCHWAB		\$ 89,506,749.37				
	TOTAL GOVERNMENT AGENCIES (BONDS) AND TREASURY BILLS		\$ 89,506,749.37				



Current Investment Schedule Cont.



Santa Fe County Investment Schedule - LGIP Account Patrick "Pat" Varela Treasurer



LOCAL GOVERNMENT INVESTMENT POOL	BALANCE DATE	CURRENT LGIP BALANCES
Santa Fe County Treasurer-Account #7081-1326 Pool Cash	3/31/2014	\$ 121.24
Santa Fe County Treasurer-Account #7574-2902 Fire Protect Rev. Bond	3/31/2014	\$ 3.93
Santa Fe County Treasurer-Account #7579-2971	3/31/2014	\$ 37.22
Santa Fe County Treasurer-Account #7580-2972	3/31/2014	\$ 16.12
Santa Fe County Treasurer-Account #7724-4186 SFC 2001A GOB	3/31/2014	\$ 22.99
Santa Fe County Treasurer-Account #7765-5257	3/31/2014	\$ 37.57
Santa Fe County Treasurer-Account #7813-9104 SFC 2005A GOB	3/31/2014	\$ 32.68
Santa Fe County Treasurer-Account #7832-10580 SFC 2007A GOB	3/31/2014	\$ 143.88
Santa Fe County Treasurer-Account #7864-11172 SFC 2007B GOB	3/31/2014	\$ 30.33
Santa Fe County Treasurer-Account #7885-11608 SFC Affordable Housing Fund	3/31/2014	\$ 10.77
Santa Fe County Treasurer-Account #7904-12031 2008 GRT Judicial Rev. Bond	3/31/2014	\$ 184.56
Santa Fe County Treasurer-Account#7908-12101Phase II GOB Buckman Proj.	3/31/2014	\$ 0.05
Total LGIP Investments as of March 31, 2014		\$ 641.34
<i>Charles Schwab Money Market # 2601 Acct. 03/31/2014</i>		<i>\$ 24,999,904.15</i>
<i>Charles Schwab Money Market # 0920 Acct. 03/31/2014</i>		<i>\$ 10,732,354.55</i>
<i>Charles Schwab Money Market # 8520 Acct. 03/31/2014</i>		<i>\$ 10,912,414.67</i>
Money Market Sub-Total All Investments as of March 31, 2014		\$ 46,644,673.37
Los Alamos National Bank Cash Balance as of March 31, 2014		\$ 32,247,010.71
Estimated Grand Total All Investments & Cash Balance March 31, 2014		\$ 198,253,495.38

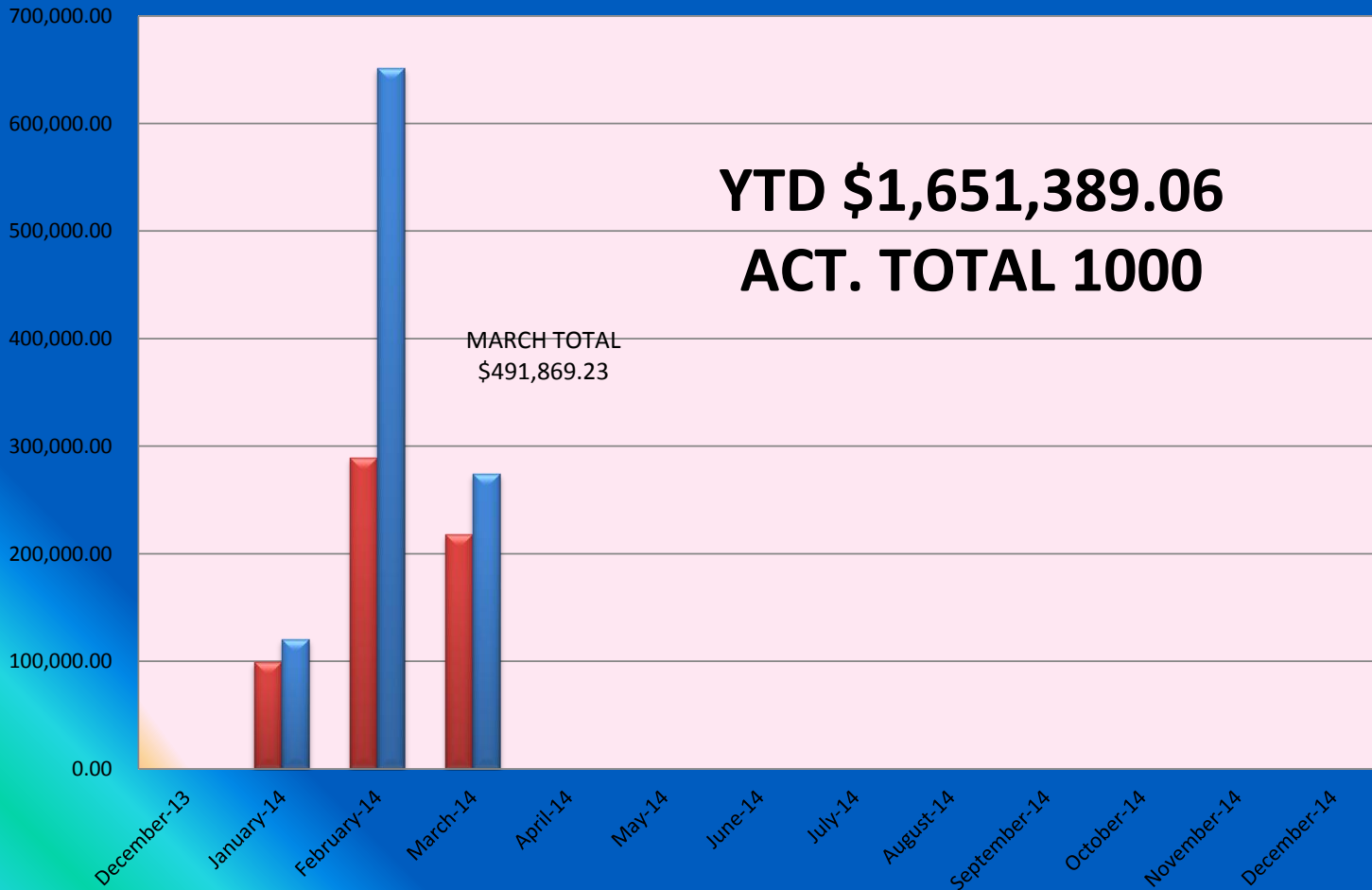


Purchases and Calls

Investment Description	Purchase Date	Interest Rate	Maturity Date	BUY Price	Purchase Price	Par Value	Yield to Maturity	BD
						Amortized Discoun		
First National Bank of Santa Fe, Money Market Savings Preferred - Public	01/02/13	0.500%	n/a		3,000,000	n/a	n/a	
FED NATL MTG ASSOC #31358BAA6 (Discount Note thru Schwab)	01/04/13 (see YTM @ right)		02/01/19	\$ 88.4645	754,602	853,000	2.145%	LANB
FED NATL MTG ASSOC #3136G1AQ2 (thru Schwab)	01/30/13	0.700%	01/30/18	\$ 100.0000	3,000,000	3,000,000	n/a	LANB
US TREAS BILL #912796AU3 (T-Bill thru Schwab)	03/07/13 (see YTM @ right)		08/01/13	\$ 99.9612	19,992,242	20,000,000	0.096%	LANB
US TREAS BILL #912796AQ2 (T-Bill thru Schwab)	03/07/13 (see YTM @ right)		08/01/13	\$ 99.8845	1,997,690	2,000,000	0.137%	LANB
US TREAS BILL #912796AW9 (T-Bill thru Schwab)	03/07/13 (see YTM @ right)		03/06/14	\$ 99.8533	2,496,335	2,500,000	0.147%	LANB
US TREAS BILL #912796AK5 (T-Bill thru Schwab)	03/07/13 (see YTM @ right)		12/12/13	\$ 99.8988	529,464	530,000	0.132%	LANB
FFCB #3133ECLB FED FARM CREDIT	4/17/2013		7/12/2016	\$ 99.9240	929,293.20	930000	0.473%	LANB
FICO #31771EAK7 FICO STRIP PRN10	4/17/2013		11/30/2017	\$ 99.4448	2,893,344.00	3000000	0.785%	LANB
FNMA #3136G1KVO FANNIE MAE	4/17/2013		5/15/2018	\$ 100.0000	1448000	1448000	0.750%	LANB
FICO #31771JMK3	4/17/2013		11/30/2016	\$ 98.0186	1960372	2000000	0.550%	LANB
FHLMC #3134G44N5 FREDDIE MAC	5/9/2013		11/28/2017	\$ 100.0000	5000000	5000000	0.750%	MUTUAL SEC
FHLB #313382WC3 FED HOME LOAN BANK	5/14/2013		5/15/2018	\$ 100.0000	3000000	3000000	.625%-2.50%	MUTUAL SEC
FHLB #313382YF4 FED HOME LOAN BANK	7/12/2013		5/22/2020	\$ 97.1430	1447430.7	1490000	.50%-3.00%	LANB
FHLB #313383V57 FED HOME LOAN BANK	8/20/2013		9/5/2023	\$ 99.7500	2992500	3000000	2.428%-5.00%	MUTUAL SEC
FHLB #313383XB2 FED HOME LOAN BANK	8/30/2013		9/16/2016	\$ 100.0000	3000000	3000000	.50%-1.250%	STERNE AGEE
FHLB #313383UK5 FED HOME LOAN BANK	8/20/2013		11/14/2017	\$ 99.8000	1876240	1880000	.701%-2.40%	MUTUAL SEC
FHLB #313382Z55 FED HOME LOAN BANK	8/23/2013		5/20/2017	\$ 93.1000	2467150	2650000	.750%-1.750%	MUTUAL SEC
FNMA #3136G1SW0 FANNIE MAE	8/8/2013		8/28/2018	\$ 100.0000	3000000	3000000	1.0%-4.0%	CANTOR
FHLB #313383UH2 FED HOME LOAN BANK	8/14/2013		2/27/2017	\$ 100.0000	3000000	3000000	.50%-2.50%	PIPER JAFFRAY
FHLB #313383V57 FED HOME LOAN BANK	8/20/2013		9/5/2018	\$ 99.7500	2992500	3000000	2.375%-5.00%	MUTUAL SEC
FHLB #313383XB2 FED HOME LOAN BANK	8/30/2013		9/16/2016	\$ 100.0000	3000000	3000000	.50%-1.250%	STERNE AGEE
FNMA #3135G0BJ1 FANNIE MAE	10/24/2013		6/27/2014	\$ 100.6950	1000000	1010641.05	.09 BULLET	STERNE AGEE
FHLMC #3137EACD9 FREDDIE MAC	10/24/2013		7/28/2014	\$ 102.1977	1000000	1029226.9	.10 BULLET	STERNE AGEE
FHLMC #3134G3YW4 FREDDIE MAC	10/24/2013		8/28/2014	\$ 100.2144	1000000	1002738.15	.12 BULLET	STERNE AGEE
FHLMC #3134G2YJ5 FREDDIE MAC	10/24/2013		9/14/2014	\$ 100.3300	1000000	1008845.98	.13 BULLET	STERNE AGEE
FHLB #313382NC3 FED HOME LOAN BANK	10/24/2013		9/25/2014	\$ 100.1099	1000000	1001299.02	.12 BULLET	STERNE AGEE
US TREASURY 2013 BOND SERIES	11/5/2013		2/15/2014	\$ 100.3240	10000000	10060612.93	0.068342	LANB
FHLB #3130A0GF1 FED HOME LOAN BANK	12/18/2013		6/19/2017	\$ 100.0000	2000000	2000000	.50%-9.69%	PIPER JAFFRAY
FHLB #3130A0LZ1 FED HOME LOAN BANK	1/14/2014		1/30/2019	\$ 100.0000	1600000	1600000	1.25%-2.272421%	CANTOR
FHLMC #3134G4WM6	2/20/2014		12/12/2016	\$ 100.0000	3000000	3000000	0.75% BULLET	PIPER JAFFRAY
FNMA #3135G0WJ8 FANNIE MAE	3/10/2014		5/21/2018	\$ 98.5923	1977144	2000000	1.22% BULLET	STERNE AGEE
FNMA #3135G0MZ3 FANNIE MAE	3/18/2014		6/30/2017	\$ 100.0845	2000000	2002711.28	.85% BULLET	STERNE AGEE



Delinquent Collections



	December-13	January-14	January-14	February-14	March-14	April-14	May-14	June-14	July-14	August-14	September-14	October-14	November-14	December-14
Brenda		98,981.38	289,144.78	217,574.83										
Renee		120,331.46	651,062.21	274,294.40										



Mobile home Red Tag Program

- 2014 Program Started 3/1/14
- 430 Accounts Red Tagged and lien placed.
- 80 accounts thus far collected
- \$44,852.61 collected for the month of march.



Next Quarter Investment Plan

- Investing in short term Treasury Bills & Notes*
- Investing in short term Bullet Government Agencies*
- Maintaining a liquidity cushion*
- All maturities will be into 2014*
- Additional moneys will be invested for 2015*.
- ***Board of Finance Oct 2013**
- **Motion for approval for same plane for next quarter.**



Treasurer's Short Term Goals

- **Outreach Tax Collection**
- Use of internet services
 - **Printable Tax Bills**
 - **Self Serve Kiosk**
 - Use internet to purchase refuse permits
- Work with management for online billing / payment services



Introduction of New Investment Policy



TRUST IN INFRASTRUCTURE



COUNTY of SANTA FE STATE of NEW MEXICO

THANK YOU



COUNTY of SANTA FE STATE of NEW MEXICO