

SANTA FE COUNTY
FISCAL YEAR 2008 BUDGET



SECTION IV REVENUE AND FUNDS


Revenue

Property Taxes	IV – 4
Gross Receipts Taxes	IV – 6
Lodgers Taxes	IV – 11
State Shared Taxes	IV – 12
Licenses and Permits	IV – 13
Fees and Charges for Services	IV – 14
Investment Income	IV – 17
Affordable Housing	IV – 18
Bond Proceeds and Expense	IV – 19
Intergovernmental Funding and Grants	IV – 20
Budgeted Cash	IV – 21

SANTA FE COUNTY FISCAL YEAR 2008 BUDGET



REVENUE PROPERTY TAXES



REVENUE	DESCRIPTION	FUND
Franchise Taxes	State law allows for the imposition of taxes on franchise business. The County has passed several ordinances imposing franchise taxes to be expended for general purposes.	101
Property Taxes	Property taxes are assessed by statutory authority (NMSA 1978, 7-35-1 through 7-39-10). The governmental unit for both residential and non-residential properties imposes the same operating tax rate which must be certified by DFA Local Government Division and cannot exceed the statutory maximum rate for the governmental unit. Property tax rates are also imposed for paying principal and interest payments on general obligation debt as authorized by the voters and in accordance with the Property Tax Codes.	101 401
Property Tax Valuation Fee	A one percent administrative charge on property tax revenues from all non-education taxing districts within the County is allocated to the County Assessor for the property valuation program as authorized by NMSA 1978, 7-38-38.1	203

PROPERTY TAX COLLECTION – GENERAL FUND 101						
Year	FY 2003	FY 2004	FY 2005	FY 2006	FY 2007	FY 2008
Current Year Budget	21,549,879	22,991,153	23,615,735	25,413,821	27,446,927	30,261.314
Prior Year Budget	1,548,600	1,550,000	2,146,293	2,032,179	1,750,000	1,770,000
Current Year Actual	20,883,406	22,566,418	24,822,926	27,029,306	30,349.010	-
Prior Year Actual	1,717,765	2,058,441	1,910,128	1,706,525	1,987,189	-
Current Year Variance	(666,473)	(424,735)	1,207,191	1,615,485	2,803,694	-
Prior Year Variance	169,165	508,441	(236,165)	(325,624)	(237,189)	-
% Increase – CY	3.6%	8.0%	10.0%	8.8%	12.3%	10.2% bud
% of Billed Tax Year Tax Collected by Fiscal Year End (6/30)	93.11%	92.86%	94.34%	94.15%	94.46%	-

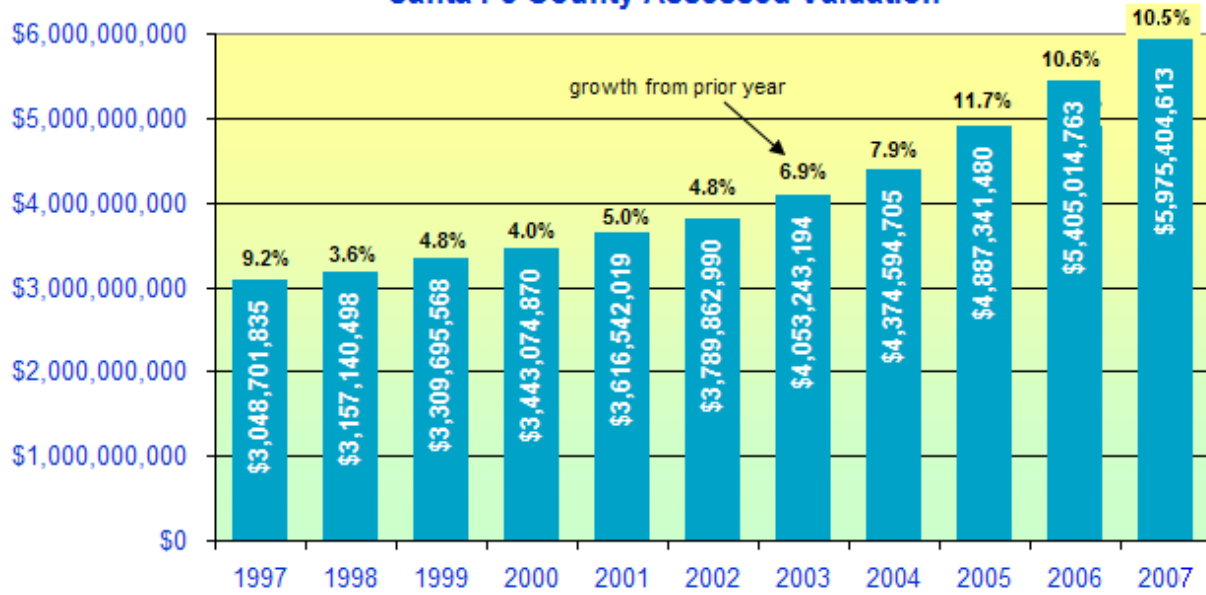
Property tax revenue has been based upon the actual property tax assessment base less anticipated valuation protests. The assessment base and yield control calculation is a good indicator of revenue, though actual collections fell short of the calculated budget in the FY 2002-03 recession years. Economic conditions also have an impact on the percentage collection rate. Since FY 2004, a growth rate assumption has been utilized in conjunction with the yield control calculation to derive the budget figure. The Fiscal Year 2008 Budget growth rate was substantially increased after much larger than expected actual tax revenues in FY 2007.

SANTA FE COUNTY
FISCAL YEAR 2008 BUDGET



REVENUE
PROPERTY TAXES

Santa Fe County Assessed Valuation



Assessed Valuation growth has been very strong, reflecting new construction in the County in a good economy since 2003. Growth in the property tax budget has been conservative because of concerns about the economic outlook for housing and credit and its impact on new construction.

TOTAL PROPERTY TAX COLLECTION – GENERAL OBLIGATION BONDS FUND 401						
Year	FY 2003	FY 2004	FY 2005	FY 2006	FY 2007	FY 2008
Budget	3,822,575	3,821,243	4,163,544	4,170,472	9,176,160	9,400,846
Actual	2,125,259	5,340,230	4,399,553	8,692,864	8,975,627	-
Variance	(1,300,187)	1,518,987	236,009	4,522,392	(200,533)	-

The FY 2006 variance in GOB tax collection was due to actual collections based in part on the Series 2005 GOB bond which incurred a July 1, 2006 (FY 2007) payment. The FY 2003 variance in GOB tax collections was due to a DFA miscalculated tax rate. The deficit in tax collections was 'made up' by a higher tax rate in FY 2004.

PROPERTY TAX VALUATION FEE – VALUATION FUND 203						
Year	FY 2003	FY 2004	FY 2005	FY 2006	FY 2007	FY 2007
Budget	664,205	627,222	670,531	704,058	763,200	825,000
Actual	602,035	691,600	709,571	816,353	916,271	-
Variance	(62,170)	64,378	39,040	112,295	153,071	-

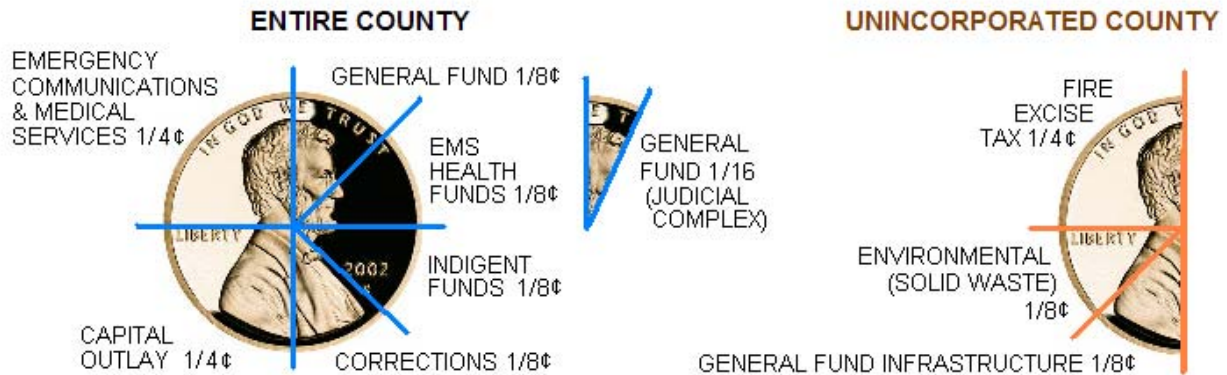
Cash from positive Valuation Fee revenue variances is funding the implementation of a property appraisal software system in Fiscal Year 2008.

SANTA FE COUNTY
FISCAL YEAR 2008 BUDGET



REVENUE

GROSS RECEIPTS TAXES



REVENUE	DESCRIPTION	FUND
Gross Receipts Taxes levied in the Entire County.		
General GRT	Gross receipts taxes are imposed by statutory activity, NMSA 1978, 7-20E-9 through 7-20E-11, and County Ordinance for the following purposes: (1) General Purposes (first 1/8 increment) The General Purpose gross receipts tax is pledged for debt service on two revenue bonds issued in 1997 for the construction of a public safety complex and an adult correctional facility.	101 403 406 101 Xfer to 518
Indigent GRT	(2) Indigent Care purposes (second 1/8 increment)	220
EMS Health GRT	(3) Emergency Services (third 1/8 increment)	232
Corrections GRT	NMSA 7-20F-1 to 7-20F-12 enables the county to enact a Correctional Facility gross receipts tax. This 1/8 cent tax was approved by the voters in 2004 and was implemented on January 1, 2005. Fiscal Year 2006 is the first full collection year for this tax.	219 Xfer to 518
Capital Outlay GRT	The County Capital Outlay gross receipts tax at a rate of ¼% was approved by County voters in 2001, and imposed on January 1, 2003, and is to be utilized for water utility capital projects (75%), open space land purchases (15%), road projects (5%) and other capital projects designated by the Board of Commissioners (5%).	213
1/16 General Fund Increment	The 1/16 cent General Fund Increment was enacted to be collected starting January 2006. Though there is no statutory dedication of this revenue other than for General Fund purposes, there is an informal BCC commitment of this revenue for the purpose of constructing a judicial center.	101
Emergency Communications & Medical Services	The ¼ cent EC&MS GRT was enacted to be collected starting July 2007. This tax will be utilized to fund the Fire Department in the Fire Operations Fund and also to support the Regional Emergency Communications Center (RECC) budget.	244

The newest increment, a ¼ cent gross receipts tax to support the Fire Department and also financial responsibility for the RECC \$3.3 million budget. The County will realize \$7 million from this tax which revenue stream to the County will start in September 2007.

SANTA FE COUNTY
FISCAL YEAR 2008 BUDGET



REVENUE

GROSS RECEIPTS TAXES - COUNTYWIDE

GROSS RECEIPTS TAX – GENERAL FUND - GENERAL 1/8 CENT INCREMENT						
Year	FY 2003	FY 2004	FY 2005	FY 2006	FY 2007	FY 2008
Budget	3,850,000	3,895,000	4,100,000	4,300,000	4,500,000	4,800,000
Actual	3,948,286	4,172,065	4,328,478	4,717,621	4,820,373	-
Variance	98,286	277,065	228,478	417,621	320,373	-
% Inc from prior yr	(31.5)%	5.6%	3.7%	9.0%	2.2%	7.5% bud
Increment reduced from 3/16 cent to 1/8 cent in FY 2003						

GROSS RECEIPTS TAX – GENERAL FUND – 1/16 CENT INCREMENT						
Year	FY 2003	FY 2004	FY 2005	FY 2006	FY 2007	FY 2008
Budget					2,250,000	2,500,000
Actual				375,619	2,410,186	-
Variance				375,619	160,186	-

GROSS RECEIPTS TAX – EMS HEALTH CARE FUND (232) 1/8 CENT INCREMENT						
Year	FY 2003	FY 2004	FY 2005	FY 2006	FY 2007	FY 2008
Budget	3,850,000	3,895,000	4,100,000	4,300,000	4,500,000	4,800,000
Actual	3,948,286	4,172,065	4,328,478	4,717,621	4,820,373	-
Variance	98,286	277,065	228,478	417,621	320,373	-
% Inc from prior yr	105.5%	5.6%	3.7%	9.0%	2.2%	7.5% bud
Increment changed from 1/16 to 1/8 cent in FY 2003						

GROSS RECEIPTS TAX – INDIGENT FUND (220) 1/8 CENT INCREMENT						
Year	FY 2003	FY 2004	FY 2005	FY 2006	FY 2007	FY 2008
Budget	3,850,000	3,895,000	4,100,000	4,300,000	4,500,000	4,800,000
Actual	3,948,286	4,172,065	4,328,478	4,717,621	4,820,373	-
Variance	98,286	277,065	228,478	417,621	320,373	-
% Inc from prior yr	2.7%	5.6%	3.7%	9.0%	2.2%	7.5% bud

GROSS RECEIPTS TAX – CORRECTIONS GRT FUND (219) - 1/8 CENT INCREMENT						
Year	FY 2003	FY 2004	FY 2005	FY 2006	FY 2007	FY 2008
Budget				4,300,000	4,500,000	4,800,000
Actual			1,245,325	4,516,492	4,731,246	-
Variance			1,245,325	216,492	231,246	-
% Inc from prior yr				362.2%	4.7%	7.5% bud

GROSS RECEIPTS TAX – FIRE OPERATIONS FUND (244) - 1/4 CENT INCREMENT						
Year	FY 2003	FY 2004	FY 2005	FY 2006	FY 2007	FY 2008
Budget						7,000,000
Actual						-
Variance						-
% Inc from prior yr						

SANTA FE COUNTY
FISCAL YEAR 2008 BUDGET



REVENUE
GROSS RECEIPTS TAXES – CAPITAL OUTLAY

CAPITAL OUTLAY GRT RECEIPTS DISTRIBUTION SINCE ENACTMENT – FUND 213							
Fiscal Year		FY 2003	FY 2004	FY 2005	FY 2006	FY 2007	FY 2008
WATER	County	535,726	3,067,723	3,211,074	3,431,590	3,600,757	3,600,000
	Regional	1,071,446	3,067,723	3,211,074	3,431,590	3,600,757	3,600,000
OPEN SPACE	County	321,433	613,544	642,215	686,318	720,152	720,000
	Regional	0	613,544	642,215	686,318	720,152	720,000
ROADS	County	107,144	204,514	214,071	228,772	240,050	240,000
	Regional	0	204,514	214,071	228,772	240,050	240,000
OTHER	County	107,144	204,514	214,071	228,772	240,050	240,000
	Regional	0	204,514	214,071	228,772	240,050	240,000

Figures are Actual. Blue column is budget

MAJOR CAPITAL OUTLAY PROJECTS SINCE INCEPTION OF THE FUND

County Infrastructure		
Eldorado Senior Center	FY 2004, 2006, 2007	\$ 686,500
Agua Fria Senior Center & other	FY 2006	\$ 200,000
El Rancho Community Center	FY 2007	\$ 100,000
Health Building	FY 2004	\$ 36,500
Stanley Youth Agricultural Facility	FY 2004	\$ 36,500
Youth Development Facility	FY 2006	\$ 36,500
Youth Shelter	FY 2004	\$ 36,443
County Roads		
Governor Miles Road (regional)	FY 2006	\$ 310,000
Basecourse Program	FY 2004	\$ 125,000
County Road 55A	FY 2005	\$ 120,391
Dinkle Road	FY 2003	\$ 83,000
County Road 73	FY 2004	\$ 60,513
County Road 84J	FY 2007	\$ 41,000
County Road 113A	FY 2007	\$ 20,000
Leaping Powder Road	FY 2007	\$ 17,000
Arroyo Hondo Road	FY 2007	\$ 17,000
County Road 115	FY 2007	\$ 15,000
Camino Carlos Rael Road	FY 2007	\$ 14,000
County Road 119N	FY 2007	\$ 14,000
County Road 113	FY 2007	\$ 12,000
Open Space		
San Ysidro River Park	FY 2006, 2007	\$ 1,104,959
Talaya Hill Property	FY 2007	\$ 365,404
SF Railyard Park (regional)	FY 2006	\$ 160,000
Rail Trail Project	FY 2006	\$ 100,000
Thornton Ranch Plan	FY 2005, 2006	\$ 60,602
Dale Ball Trails (regional)	FY 2006	\$ 58,069
Cerrillos Hills Park	FY 2007	\$ 26,879
Water Projects		
City of Santa Fe – Buckman Project	FY 2005	\$ 1,516,000
Water Rights Purchases	FY 2003, 2006	\$ 813,748
County Water/Wastewater Systems	FY 2003-2006	\$ 282,069
Top of the World Water Rights, Ranch	FY 2006, 2007	\$ 191,993
Geohydrological Aquifer Eval. (regional)	FY 2005-2006	\$ 190,800

SANTA FE COUNTY
FISCAL YEAR 2008 BUDGET



REVENUE

GROSS RECEIPTS TAXES – UNINCORPORATED COUNTY

Gross Receipts Taxes levied in the Unincorporated County		
Infrastructure GRT	Infrastructure – Solid Waste Revenues (two 1/16 increments) for a current rate of .125%. The infrastructure gross receipts tax is also pledged against the payment of NMFA equipment loans.	101
Environmental GRT	Environmental gross receipts taxes are imposed by statutory enabling authority, NMSA 1978 7-20E-17, and by County Ordinance for the purpose of acquiring, constructing, operation and maintenance of solid waste, water and sewer wastewater facilities. The current Santa Fe County environmental gross receipts tax rate is 1/8 cent and is being used for Solid Waste and Water Utility operations.	212 Xfer to 101 505
Fire Excise GRT	Statutory authority, NMSA 1978, 7-204-15 enables fire taxes and County Ordinance enacts the tax for operational and capital outlay costs of fire districts. The current Santa Fe County fire excise tax rate is ¼ cent.	222

GROSS RECEIPTS TAX – INFRASTRUCTURE (Unincorporated County) - GENERAL FUND 101						
The General Fund infrastructure Gross Receipts tax was instituted in 1999. The proceeds from this tax along with Environmental GRT proceeds all support solid waste services in Fiscal Year 2008.						
Year	FY 2003	FY 2004	FY 2005	FY 2006	FY 2007	FY 2008
Budget	700,000	665,000	713,000	760,000	800,000	840,000
Actual	686,171	735,023	767,168	816,042	875,565	-
Variance	(13,829)	70,023	54,168	56,042	75,565	-
% Increase	2.9%	7.1%	4.4%	6.3%	7.2%	5.0% bud

ENVIRONMENTAL GROSS RECEIPTS TAX (Unincorporated County) – FUND 212						
The Environmental Gross Receipts Tax, collected in the unincorporated County was instituted in 1999. The FY 2008 revenue budget forecast for this tax is conservatively tempered in regard to the economic and construction outlook over the next two years.						
Year	FY 2003	FY 2004	FY 2005	FY 2006	FY 2007	FY 2008
Budget	700,000	665,000	713,000	760,000	800,000	840,000
Actual	688,760	739,869	769,389	817,950	879,006	-
Variance	(11,240)	74,869	56,389	57,950	79,006	-
% Increase	3.4%	7.4%	3.9%	6.3%	7.4%	5.0% bud

FIRE EXCISE TAX (Unincorporated County) – FIRE TAX FUND 222						
This is a ¼ cent gross receipts tax collected in the unincorporated County for Fire Department equipment and capital projects. This tax was continued by the voters in November 2003 with a sunset on December 31, 2008.						
Year	FY 2003	FY 2004	FY 2005	FY 2006	FY 2007	FY 2008
Budget	1,400,000	1,330,000	1,426,000	1,520,000	1,600,000	1,680,000
Actual	1,377,905	1,479,527	1,583,838	1,635,893	1,758,013	-
Variance	(22,095)	149,527	157,838	115,893	158,013	-
% Increase	(2.0%)	7.3%	7.0%	3.2%	7.4%	5.0% bud

SANTA FE COUNTY
FISCAL YEAR 2008 BUDGET

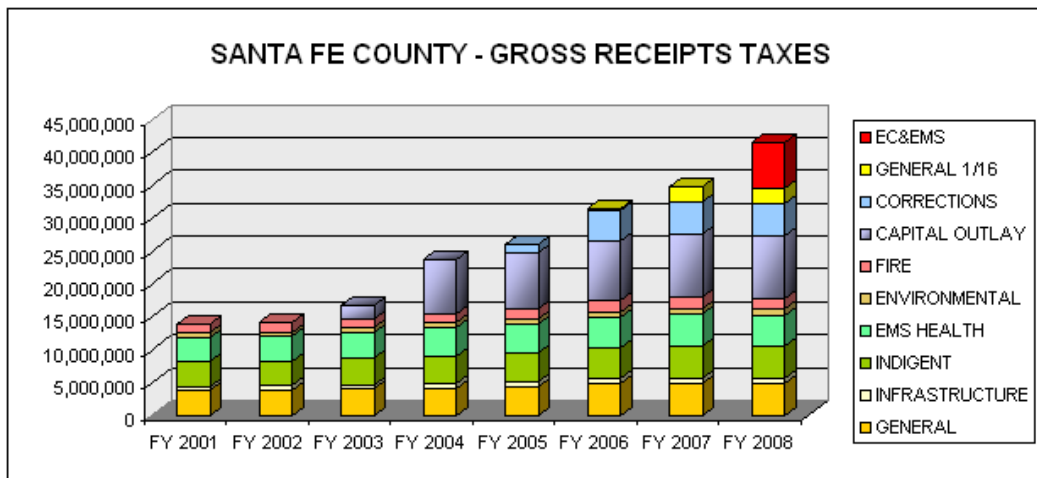


REVENUE

GROSS RECEIPTS TAXES – SUMMARY

ACTUAL FY 2002 – FY 2007 AND BUDGET FY 2008

FUND / TAX	FY 2003	FY 2004	FY 2005	FY 2006	FY 2007	FY 2008
(101) GENERAL FY 00-02 First 1/8 + half of 3 rd 1/8 FY 03-06 First 1/8 From entire county	3,948,286	4,172,065	4,328,478	4,717,621	4,820,373	4,800,000
(101) GENERAL 1/16 cent increment From entire county				375,619	2,410,186	2,400,000
(220) INDIGENT Second 1/8 From entire county	3,948,286	4,172,065	4,328,478	4,717,621	4,820,373	4,800,000
(234) EMS HEALTH FY 99-02 Half of 3 rd 1/8 FY 03-06 All of 3 rd 1/8 From entire county	3,948,286	4,172,065	4,328,478	4,717,621	4,820,373	4,800,000
(219) CORRECTIONS 1/8 increment From entire county			1,245,324	4,516,492	4,731,246	4,800,000
(213) CAPITAL OUTLAY 1/4 increment From entire county	2,142,896	8,180,596	8,562,866	9,150,904	9,602,026	9,600,000
(244) EMERGENCY COMM. & EMS 1/4 increment From entire county						7,000,000
(101) INFRASTRUCTURE Two 1/16 increments = 1/8 From unincorporated county	686,171	735,023	767,168	816,042	875,565	840,000
(212) ENVIRONMENTAL 1/8 increment From unincorporated county	688,760	739,869	769,389	817,950	879,006	840,000
(222) FIRE EXCISE TAX 1/4 increment From unincorporated county	1,377,905	1,479,527	1,538,771	1,635,893	1,758,013	1,680,000
TOTAL GROSS RECEIPTS TAXES	16,740,590	23,651,210	25,868,952	31,465,763	34,717,161	41,560,000
GROSS RECEIPTS TAX GROWTH	19.3%	41.3%	41.3%	21.6%	10.3%	19.7%



SANTA FE COUNTY
FISCAL YEAR 2008 BUDGET



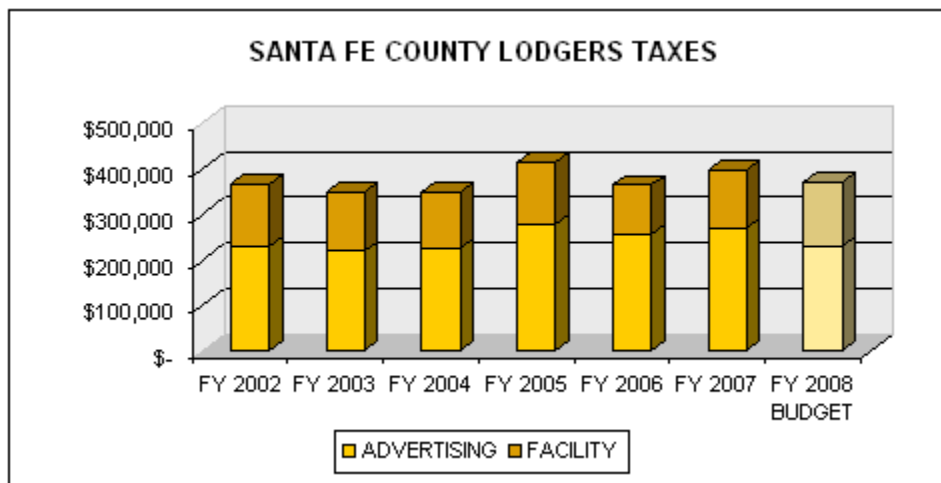
REVENUE

LODGERS TAXES

REVENUE	DESCRIPTION	FUND
Lodgers Tax	The Lodger's Tax Act, NMSA 1978, 3-38-13 through 3-38-24 enables the County to impose an ordinance for an occupancy tax on lodging facilities that are within the county but outside the incorporated limits of a municipality. 5/8 of Lodgers Tax revenue must be used for advertising, publicizing and promoting tourist-related attractions, facilities and events. The remaining 3/8 may be used for the maintenance, improvement and construction of tourist related facilities, attractions, and transportation systems.	214 215

LODGERS TAX – FACILITIES (FUND 214)						
Year	FY 2003	FY 2004	FY 2005	FY 2006	FY 2007	FY 2008
Budget	133,635	133,635	142,331	148,100	138,100	138,100
Actual	130,570	123,358	134,886	109,273	125,897	-
Variance	(3,065)	(10,277)	(7,445)	(38,827)	(12,203)	-
% Increase	(5.2%)	(5.5%)	9.3%	(19.0%)	15.2%	-

LODGERS TAX – ADVERTISING (FUND 215)						
Year	FY 2003	FY 2004	FY 2005	FY 2006	FY 2007	FY 2008
Budget	203,125	188,199	189,674	219,700	229,650	232,150
Actual	219,198	224,611	280,148	255,033	270,979	-
Variance	28,872	36,412	90,474	35,333	41,329	-
% Increase	(4.4%)	2.4%	24.7%	(9.0%)	6.2%	-



County Lodgers Taxes constitute a 4% room tax for hotels and other lodging facilities in the unincorporated County. Total revenues have remained steady as most lodging facilities in the area are located either in the City of Santa Fe or in the Pueblos and are not subject to this tax.

SANTA FE COUNTY
FISCAL YEAR 2008 BUDGET



REVENUE
STATE SHARED TAXES

REVENUE	DESCRIPTION	FUND
Motor Vehicle Tax General Fund Road Fund	The New Mexico Motor Vehicle Division collects fees for each motor vehicle registration, drivers license and identification card issued from an MVD field office within each county. A percentage of these fees is then distributed to the County in proportion to the registration fees collected in the County and those collected state-wide. NMSA 1978, 7-14-10.	101 204
Gasoline Tax Road Fund	Gasoline taxes are imposed on gasoline sales within the unincorporated County by statutory authority, NMSA 1978, 7-1-6-9 and by 7-1-6-26-27, based on the proportion of taxable gasoline in the county to that in the state. This works out to about a penny per gallon.	204
Cigarette Tax General Fund Recreation Fund	The Cigarette Tax Act, NMSA 1978, 7-1-12 imposes a tax on cigarettes sold, given or consumed, to fund operations of state, county, and municipal governments. Two-cents of the fifteen-cent tax is for the County General Fund and one cent is for the County Recreation Fund for operation of recreational facilities.	101 204

TAXES – STATE SHARED / MOTOR VEHICLE TAX						
Year	FY 2003	FY 2004	FY 2005	FY 2006	FY 2007	FY 2008
Budget						
General Fund	850,000	875,000	900,393	900,393	1,000,000	1,100,000
Road Fund	113,600	110,000	130,000	130,000	140,000	150,000
Actual						
General Fund	871,387	988,910	1,071,905	1,071,905	1,085,241	-
Road Fund	116,725	134,594	147,412	147,412	149,432	-
Variance						
General Fund	21,387	113,910	171,512	171,512	85,241	-
Road Fund	3,125	24,594	17,412	17,412	9,432	-
% Increase	(6.0%)	13.4%	8.4%	8.4%	1.2%	-

TAXES – STATE SHARED / GASOLINE TAXES – ROAD FUND 204						
Year	FY 2003	FY 2004	FY 2005	FY 2006	FY 2007	FY 2008
Budget	500,000	500,000	500,000	520,000	550,000	550,000
Actual	520,648	538,520	531,383	577,586	551,742	-
Variance	20,648	38,520	31,383	57,586	1,742	-
% Increase	4.4%	3.4%	(1.3%)	8.6%	(4.5%)	-

Motor vehicle taxes are based on a percentage of sales price, and thereby increase in pace with inflation. Gasoline taxes are a tax per gallon and any increases are dependent on increased use of gasoline. Whereas gasoline prices have nearly doubled since 2003, there is little increase in gasoline tax revenues. For this reason, the Road Fund dependency on the General Fund has increased from 2/3 to 3/4 of its funding sources in this period.

Cigarette tax revenues which through FY 2002 ranged around \$40,000 per year, fell to negligible levels since that time - \$548 in FY 2007. This is a state distribution which in 2003 was mostly cut off without explanation by the Taxation and Revenue Department. This revenue is not charted here.

SANTA FE COUNTY
FISCAL YEAR 2008 BUDGET



REVENUE

LICENSES AND PERMITS

The FY 2008 Budget is a conservative estimate in comparison to FY 2007 actual revenue, tempered due to the relatively flat revenue history over the preceding years.

REVENUE	DESCRIPTION	FUND
Business Licenses	Prior to engaging in any business, any person proposing to engage in a business shall pay to the municipality any applicable business registration fee or any applicable business license fee. The annual license fee is currently set at \$35. NMSA 1993, 3-38-4.	101
Building Permits	Contractors and individual builders must obtain a permit from the County prior to beginning any construction. Permit fees are established by County Ordinance.	101
Inspection Permit	In Fiscal Year 2004 the County imposed a \$45 land use inspection permit fee to support a full-time inspector.	101
Development Permits	There is a range of fees for zoning, subdividing, platting, and planning developments on land, all implemented by means of County Ordinances.	101
Construction Permits	A variety of fees cover construction activities such as road or driveway cuts, road construction, sign permits, and grading and clearing activities, all imposed by County Ordinance.	101

CONSTRUCTION-RELATED PERMITS						
Year	FY 2003	FY 2004	FY 2005	FY 2006	FY 2007	FY 2008
Budget						
Building Permits	65,000	100,000	110,000	107,000	125,000	119,000
Inspection Permits			50,000	66,000	75,000	75,000
Development Permits	89,766	89,500	120,000	136,000	154,962	129,000
Construction Permits	32,733	37,000	39,000	38,000	32,000	36,000
Total	187,499	226,500	319,000	347,000	386,962	359,000
Actual						
Building Permits	108,367	107,108	119,326	143,715	156,276	-
Inspection Permits		47,925	71,840	81,510	73,850	-
Development Permits	97,400	126,374	122,102	209,424	144,397	-
Construction Permits	44,305	40,963	39,141	42,408	37,312	-
Total	250,072	322,370	352,409	477,057	411,835	-
Variance						
Building Permits	43,367	7,108	9,326	36,715	31,276	-
Inspection Permits		47,925	21,840	15,510	(1,150)	-
Development Permits	7,634	36,874	2,102	73,424	(10,565)	-
Construction Permits	11,572	3,963	141	4,408	5,312	-
Total	62,573	95,870	33,409	130,057	25,473	-
% Increase	(14.7%)	28.9%	9.3%	35.3%	(13.7%)	-

A downturn in construction prompted a cautious approach to forecasting Fiscal Year 2008 construction-related permit, and a resultant flat to slightly downward revenue forecast.

SANTA FE COUNTY
FISCAL YEAR 2008 BUDGET



REVENUE

LICENSES AND PERMITS

BUSINESS LICENSES – GENERAL FUND 101						
Year	FY 2003	FY 2004	FY 2005	FY 2006	FY 2007	FY 2008
Budget	53,000	52,000	53,000	53,000	54,000	55,000
Actual	52,763	54,790	51,991	54,740	55,795	-
Variance	(237)	2,790	(1,009)	740	1,795	-
% Increase	(2.1%)	3.8%	(5.2%)	5.2%	1.9%	-

Business license revenues reflect a state-set \$35 per year license fee that has remained unchanged since 1993.

FEES AND CHARGES FOR SERVICES

REVENUE	DESCRIPTION	FUND
Ambulance Charges	Charges for ambulance transportation provided by County Emergency Medical Service Districts. Fees are based on mileage and upon medical services rendered.	232
County Clerk Fees	Per-page fees are imposed by the County Clerk for recording marriage licenses, plats and deeds, and other legal documents. A dedicated portion of the fee is utilized in the Clerks Recording Fee Equipment Fund 218 for recording equipment, and the remainder of the fee is deposited in the General Fund. Applicable statutes are NMSA 1978, 3-13-1, 14-8-10, 4-44-29, 39-2-8 and 1-8-41.	101 218
Fire Impact Fees	The majority of the impact fees assessed by Santa Fe County are as adopted in Ordinance 2003-47 which impose impact fees in the form of plan reviews, inspection and building permit-type fees on new construction and additions to existing properties within the County. Proceeds are used for fire protection services.	216
Sale of Water	These are water and wastewater utility charges to water users on the County-provided system.	505

AMBULANCE CHARGES – FY 2008, FIRE OPERATIONS FUND 244; Previously EMS HEALTH CARE FUND 232 and GENERAL FUND 101						
Year	FY 2003	FY 2004	FY 2005	FY 2006	FY 2007	FY 2008
Budget	350,000	350,000	350,000	425,000	500,000	500,000
Actual	231,932	210,946	445,109	581,492	626,613	-
Variance	(118,068)	(139,054)	95,109	156,492	126,613	-
% Increase	(40.5%)	(9.1%)	111.0%	30.6%	7.7%	-

The increase in revenue from ambulance charges since Fiscal Year 2004 has been the result of improvement of the Fire Department's billing process and dedication of resources thereto.

SANTA FE COUNTY
FISCAL YEAR 2008 BUDGET



REVENUE

FEES AND CHARGES FOR SERVICES

COUNTY CLERK FEES – GENERAL FUND 101 and RECORDING FEES FUND 218						
Year	FY 2003	FY 2004	FY 2005	FY 2006	FY 2007	FY 2008
Budget						
General Fund	554,625	700,000	700,000	648,000	720,000	700,000
Rec. Fees Fund	185,000	199,000	166,650	150,000	190,000	190,000
Total	739,625	899,000	866,650	798,000	910,000	890,000
Actual						
General Fund	867,890	911,529	752,160	769,521	724,969	-
Rec. Fees Fund	243,780	235,833	193,359	203,640	190,899	-
Total	1,111,670	1,147,362	945,519	973,161	915,868	-
Variance						
General Fund	313,265	211,529	52,160	121,521	4,969	-
Rec. Fees Fund	58,780	36,833	26,709	53,640	899	-
Total	372,045	248,362	78,869	175,161	5,868	-
% Increase	36.9%	3.2%	(17.6%)	2.9%	(5.9%)	-

Low interest rates in FY 2003-04 resulted in sharply increased home mortgage refinancing and the filing of many more documents with the County Clerk and consequently more fee revenue. With a rise in interest rates in FY 2005, Clerk Fees revenue has decreased.

FIRE IMPACT FEES – FIRE IMPACT FEES FUND 216						
Year	FY 2003	FY 2004	FY 2005	FY 2006	FY 2007	FY 2008
Fire Protection	468,240	501,597	541,405	634,556	539,468	-
Extraterritorial	264,253	258,899	279,135	302,659	287,783	-
Edgewood JPA				109,249	147,842	-
Total	732,493	760,496	820,540	1,046,464	975,093	-

Because these funds are apportioned to the 15 fire districts depending on the location of the construction upon which the impact fees are based, impact fees have usually not been included in the initial budget, but rather amended to the budget as actual fees have been realized. Extraterritorial fees are from construction not located in the unincorporated county but served by the County Fire Department.

DEVELOPMENT PERMITS / FIRE IMPACT FEES						
FEE	RESIDENTIAL	COMMERCIAL	LOW HAZARD	MEDIUM HAZARD	HIGH HAZARD	OTHER
Plan Review – Master Plan	\$25	\$100				\$75
Development Plans	\$25 / structure	\$50 / structure				
Sprinkler – Fire Protection	\$2 / head	\$4 / head				
Master Plan Authorization	\$25	\$50				
New Business License Permits			\$25	\$50	\$75	
Residential Inspection			\$25	\$25	\$50	
Accessory structure > 2000 sf						\$25
Inspection Permits (various)			\$25	\$50	\$75	\$25-\$250
Variance						\$75
Appeal						\$75
Insurance Recovery Fee						\$250

SANTA FE COUNTY
FISCAL YEAR 2008 BUDGET



REVENUE

FEES AND CHARGES FOR SERVICES – WATER UTILITY

SALE OF WATER – WATER ENTERPRISE FUND 505						
Year	FY 2003	FY 2004	FY 2005	FY 2006	FY 2007	FY 2008
Residential	312,290	441,537	482,588	661,148	695,547	641,577
Commercial	84,072	133,355	141,299	336,923	232,544	195,623
Institutional	154,752	136,789	146,005	183,510	50,399	49,739
Governmental	71,122	77,602	65,849	151,633	229,730	214,662
Standby	257,227	192,107	145,220	215,377	233,576	219,744
Prom. Notes & Int	283,454	296,368	252,359	35,134	55,313	965
Taxes & Other	(8,133)	(15,074)	(40,172)	(61,500)	(58,368)	(57,628)
Total	1,154,784	1,262,684	1,193,148	1,522,225	1,438,741	1,264,682
Water Operating Cost	1,013,518	742,716	825,913	987,062	1,132,119	1,257,454
Water Customers	990	1166	1210	1326	1,348	1360

Blue column is budget

WATER MONTHLY UTILITY RATES – FY 2008

STATUS	METER CHARGE	USAGE (per 1K GALLONS)				SUMMER CHARGE	STATE CHARGE
		0-5K	5K-10K	10K-15K	> 15K		
RESIDENTIAL	\$14.50						
RESIDENTIAL – LA PRADERA	\$12.42						
COMMERCIAL 5/8" LINE	\$30.68						
COMMERCIAL 1" LINE	\$69.42						
COMMERCIAL 1.5" LINE	\$133.99						
COMMERCIAL 2" LINE	\$211.46	\$5.32	\$7.32	\$11.32	\$15.32	\$1.00 per 1K gal	\$0.03 per 1K gal
COMMERCIAL B/G Club	\$181.13						
GOVERNMENT – NATIONAL GUARD	\$1,530.58						
GOVERNMENT – SFC PUBLIC SAFETY	\$407.77						
GOVERNMENT – COUNTY JAIL	\$1,781.04						
INSTITUTIONAL – IA/A2	\$211.46						

WASTEWATER UTILITY – WATER ENTERPRISE FUND 505						
Year	FY 2003	FY 2004	FY 2005	FY 2006	FY 2007	FY 2008
Residential	63,878	65,560	55,518	72,329	80,762	81,744
Commercial	630	894	1,030	1,614	1,354	1,555
Institutional	76,152	56,199	55,539	34,726	-	-
Governmental	16,094	26,007	7,099	30,201	73,887	70,657
Taxes & Other	(249)	(7,210)	(5,751)	(6,588)	(7,247)	(7,580)
Total	156,505	141,450	113,435	132,282	148,756	146,376
Operating Cost	362,959	308,694	303,298	325,258	280,386	285,096
Wastewater Cust.					311	311

SANTA FE COUNTY
FISCAL YEAR 2008 BUDGET

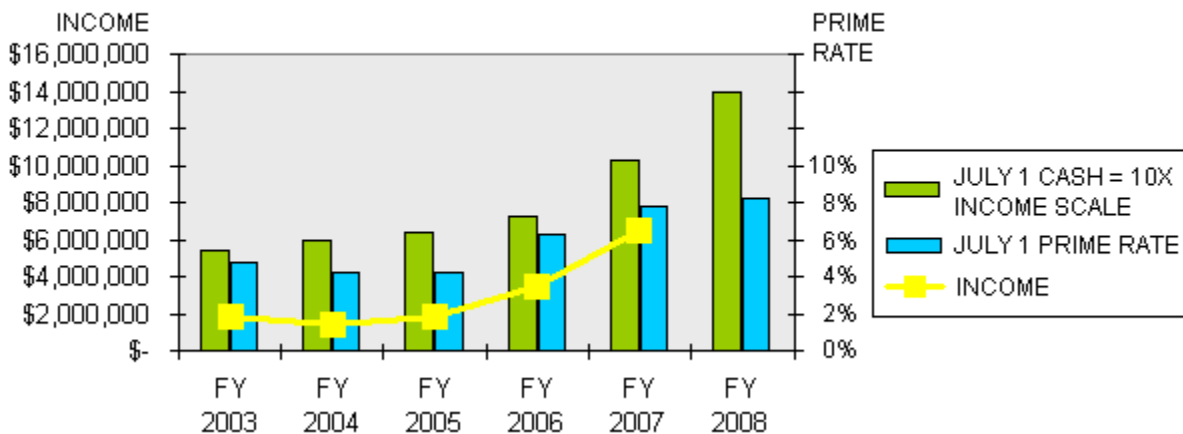


REVENUE
INVESTMENT INCOME

INVESTMENT INCOME						
Year / Fund	FY 2003	FY 2004	FY 2005	FY 2006	FY 2007	FY 2008
General Fund (101)	996,102	795,752	1,275,445	2,661,583	4,451,883	2,250,000
Lodgers Tax Adv (214)	7,151	6,903	8,675	16,904	18,715	-
Lodgers Tax Facility (215)	5,790	6,408	9,360	20,895	24,550	-
Indigent Fund (220)	4,980	14,581				-
Section 8 Voucher (227)			2			-
HUD Fund (230)			3,085			-
Developer Fees Fund (231)	21,672	14,589	17,551	41,122	65,432	-
Housing Cap Imprv (301)			(138)	-	-	-
Road Projects (311)	22,162	19,710	23,513	40,477	62,798	-
GOB 2005 Proceeds (330)					715,943	-
GOB 2007 Proceeds (331)					310,372	-
Equip Loan Proceeds (340)	11,580	3,420	1,443	10,993	38	-
GOB 1997 Proceeds (350)	77,681	22,043	7,724	7,890	1,745	-
GOB 2001 Proceeds (353)	276,482	118,255	140,463	221,708	315,924	-
GRT 1997A Proceeds (370)	17,718	13,479	12,069	20,042	29,686	-
Fire Tax Bond Proceeds (380)	5,416	4,817	5,747	9,892	15,348	-
GOB Open Sp. Proceeds (385)	188,001	114,746	128,692	227,204	210,934	-
GOB Debt (401)	2,744	151	61	112	85	-
Equip Loan Debt (403)	4,627	3,746	5,676	8,295	4,785	-
GRT Bldg Debt Serv (406)	26,960	26,960	26,960	27,109	24,489	25,000
Water Enterprise Fund (505)			3,658	10,973	15,136	13,653
Housing Enterprise Fund (517)		62,097	3,163		-	-
Jail Enterprise Fund (518)	151,592	142,873	154,651	183,252	268,436	200,000
Total	1,790,658	1,370,530	1,827,800	3,508,451	6,536,299	2,488,653

Investment revenue is a function of available cash to invest, the interest rate at which it is invested, and the duration of specific investments. Cash to invest consists of legal reserves and periodic temporary surpluses of revenue as a result of the collection of property taxes, primarily in November and May. Investment income reflects a decline in the interest prime rate and then an increase in the prime rate since 2004.

SANTA FE COUNTY INVESTMENT PARAMETERS



SANTA FE COUNTY
FISCAL YEAR 2008 BUDGET



REVENUE

AFFORDABLE HOUSING

REVENUE	DESCRIPTION	FUND
Public Housing Rental Revenue	Low income tenants living in County public housing pay monthly rental payments that are then used for maintenance and operating costs associated with the public housing program.	517
Private Housing rental vouchers	Rent payments for low income tenants living in private apartments and housing are subsidized through vouchers provided through a HUD Section 8 Voucher grant to Santa Fe County which administrates this program in the county. This program was preceded by a similar Section 8 Certificate program.	227 228
HUD Public Housing development	HUD Public Housing Development grants are utilized for public housing maintenance, operation of the County Housing Authority and its housing programs.	230
Public Housing capital improvements HUD grants	Capital Improvement grants from HUD are used to make comprehensive repairs to the existing public housing stock of Santa Fe County.	301

HOUSING REVENUE						
Year	FY 2003	FY 2004	FY 2005	FY 2006	FY 2007	FY 2008
Public Housing Rent	259,674	274,226	292,506	322,622	346,750	325,000
Section 8 Vouchers And Certificates	1,740,552	1,764,917	1,920,016	1,950,871	1,946,142	1,801,091
HUD – Fund 517	189,211	218,703	367,909	380,368	373,707	450,000
Capital Improv. Grants	456,004	601,710	418,660	460,507	556,425	112,213
Home Sales (F-229)			312,838	906,759		-
Home Sales (F-230)	485,470		104,290			-
Home Sales (F-517)	125,915	114,765			484,424	-
Total	3,266,826	2,974,321	3,416,219	4,021,127	3,707,448	2,688,304



Santa Fe County Public Housing Office

SANTA FE COUNTY
FISCAL YEAR 2008 BUDGET



REVENUE
BOND PROCEEDS AND EXPENSE

REVENUE	DESCRIPTION	FUND
GOB 1997 Series \$10.5 million	For road improvements, water and wastewater systems and the purchase of fire protection equipment.	350
GRT 1997 Revenue Bonds \$6 million	For the construction of a Sheriff's Facility and Detoxification Center	370
GOB 1999 Open Space Bond \$12 million, and GOB 2001 Open Space Bond \$8 million	Acquire Open Land and improve trails and wildlife areas	385
GOB 2001 PS/PW \$8.5 million	Public Safety and Public Works facilities	353
GOB 2005 Series \$20 million	Construct and improve county roads and public works facilities, and to acquire water rights and construct and improve water projects	330
GOB 2007 Series \$25 million	Construct Judicial Complex Center	331

BOND PROCEED ACTUAL CASH BASIS EXPENSE, REVENUE, AND BALANCE - \$ IN THOUSANDS

BOND	FUND \$	EXP	FY 00	FY 01	FY 02	FY 03	FY 04	FY 05	FY 06	FY 07	FY 08
GRT 1997-A FACILITY	370 \$6M	CY	733	331	309	36	194			102	293
		PY	2	214	4105	29	26	108			
		REV	254	274	94	18	13	12	20	29	
		BAL	5,519	5,248	928	881	674	578	598	525	232
GOB 1997 ROADS, WATER, FIRE	350** \$10.5M	CY	1,230	548	122	775	160	115	626	2	
		PY	192	987	496	796	5	14	14	23	
		REV	353	309	97	77	22	8	8	2	
		BAL	4,137	2,911	2,390	896	753	632	0	2	2
GOB 1999 & 2001 OPEN SPACE	385 \$20M	CY	4560	5423	3509	1,467	588	1,174	358	1,147	3,273
		PY	66	30	11	16	4	1	304	11	
		REV	677	465	170	188	115	129	227	211	
		BAL	16,051	11,063	7,713	6,428	5,951	4,905	4,470	3,523	250
FIRE TAX 2001	380 \$2.2M	CY	111	43	412						
		PY	726	510							
		REV	13	15	8	5	5	6	10	15	
		BAL	1,376	838	434	439	444	449	459	474	80
GOB 2001 PS / PW	353 \$8.5M	CY		85	1147	342	108	131	2,046	2502	1,427
		PY			2	1074	305	4	47	337	
		REV		59	329	276	118	140	222	316	
		BAL		8,474	7,654	6,514	6,219	6,224	4,353	1,830	403
GOB 2005 ROADS & WATER	330 \$20M	CY							8,199	1,892	3,039
		PY								474	
		REV								716	
		BAL							11,801	10,151	7,112
GOB 2007 JUDICIAL	331 \$25M	CY								135	24,895
		PY									
		REV								310	
		BAL								25,175	280

** Balance for fund 350 is worked backward from the present. Balance on all other funds is worked forward from bond proceeds.

SANTA FE COUNTY
FISCAL YEAR 2008 BUDGET



REVENUE

INTERGOVERNMENTAL FUNDING AND GRANTS

Year / Grant	FY 2003	FY 2004	FY 2005	FY 2006	FY 2007	FY 2008	
State Maternal & Child Health Grant (State Health Department)	The County applies for a state grant annually from the State Health Department to fund maternity and child healthcare programs.					Fund 101	
	179,529	185,111	162,690	120,883	123,866	132,523	
State DWI Grants (Dept. of Public Safety)	The County applies for a state grant annually in order to fund DWI (alcohol education) programs. Grants (Local and Community) are executed according to 1978 NMSA 11-6A-1/5.					Fund 241	
	DWI Local	634,175	710,573	734,514	397,613	779,783	1,283,950
DWI Community	92,101	73,717	43,891	20,693	42,051	56,506	
State Emergency Medical Service Allotments	The Emergency Medical Services Fund Act, NMSA 1978, 24-10A & 10B was established to provide funding from the State General Fund to municipalities, counties and fire districts to assist in providing emergency medical services.					Fund 206	
	99,065	122,680	114,802	110,245	104,141	104,141	
State Fire District Allotments	The Fire Protection Fund Law, NMSA 1978, 59A-53-1 to 17, allows for state revenues derived from fees on property and motor vehicle insurance businesses to be distributed by the State Fire Marshal to independent fire districts to assist in fire protection services.					Fund 209	
	876,695	924,488	951,939	948,547	1482,196	1,342,233	
State Law Enforcement Protection Fees	The State Law Enforcement Protection Fund was established by NMSA 1978 29-13 for distribution of revenues received from fees, licenses, penalties and taxes from life, general casualty and title insurance businesses to assist municipal, county, and tribal entities in providing law enforcement services. Proceeds may be used for materials and training only.					Fund 211	
	81,274	69,600	66,000	67,800	68,400	68,400	
State Co-op Grants – Transportation Department	The County enters into agreements with the State Transportation Department to jointly fund various road projects. Grants are executed according to NMSA 1978, 67-3-28.2.					Fund 311	
	Adjusted Budget	1,697,185	2,350,169	2,773,432	1,981,741	1,506,081	n/a
	Actual	1,263,749	417,015	388,354	893,201	1,231,042	
State Special Appropriations	Special appropriation projects are funded annually by the New Mexico Legislature. The scope of work is usually not known at the time of budget publication, and the project budgets are usually a matter of budget amendments during the fiscal year.					Fund 318	
	Adjusted Budget	1,795,824	935,040	3,813,251	6,663,559	13,818,236	n/a
	Actual	360,204	443,709	910,913	673,992	1,914,619	

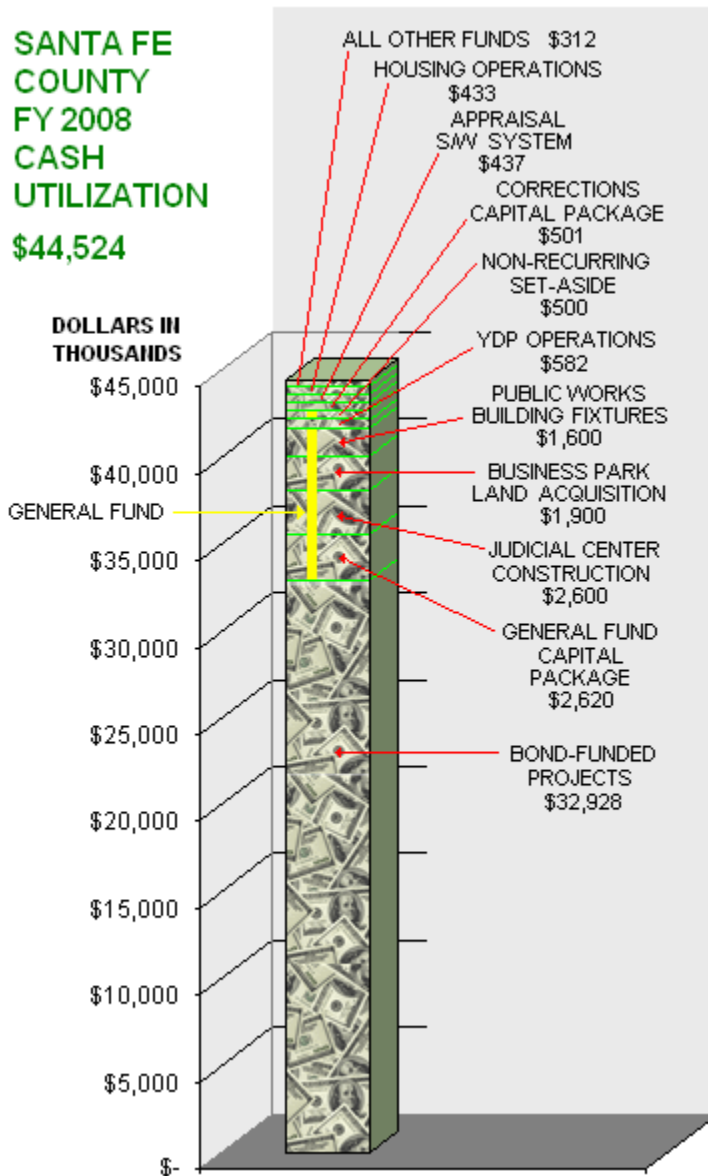
SANTA FE COUNTY
FISCAL YEAR 2008 BUDGET



REVENUE / SOURCES

BUDGETED CASH

SANTA FE COUNTY
FY 2008
CASH
UTILIZATION
\$44,524



Most of the cash in Santa Fe County's budget is carryover money from prior bond proceeds. Of the nearly \$33 million in cash for Bond Funded Projects, \$25 million is carryover from the recently underwritten General Obligation Bond Series 2007 for the Judicial Center.

Outside of bond proceeds, the General Fund is budgeted with \$9.3 million in cash, an unusual occurrence brought on by property tax and investment income revenues above budget, as well as \$2.6 million in non-expended receipts from the 1/16 cent General Fund gross receipts tax for the Judicial Center Complex.

Nearly all of the General Fund budgeted cash in addition to the capital package, is for capital construction projects. The \$1.6 million budgeted in the General Fund for fixtures and equipment for the new Public Works Building releases this amount in the GOB series 2005 bond for additional road projects.