



SANTA FE COUNTY
FISCAL YEAR 2012 BUDGET

FUND LEVEL SUMMARIES
CONSOLIDATED SOURCES AND USES

ALL FUNDS – ACTUAL EXPENSES ON A CASH BASIS

CURRENT YEAR EXPENDITURES	2007	2008	2009	2010	2011	2012
ACCOUNT DESCRIPTION	ACTUAL EXPENSE	ACTUAL EXPENSE	ACTUAL EXPENSE	ACTUAL EXPENSE	ACTUAL EXPENSE	BUDGETED EXPENSE
SALARY & WAGES	30,176,223	36,599,636	40,455,461	41,113,122	38,809,453	42,035,875
EMPLOYEE BENEFITS	10,801,117	13,373,197	14,994,466	15,331,272	14,671,854	16,962,232
IN-STATE MILEAGE & LODGING	96,900	108,667	103,226	34,709	14,112	52,012
OUT-OF-STATE MILEAGE & LODGING	153,282	152,185	98,906	83,674	11,967	58,878
GAS & OIL	1,083,461	1,407,624	1,145,582	1,046,154	In own cat.	In own cat.
ALL OTHER	101,085	52,621	42,723	45,170	42,175	124,939
TRAVEL	1,434,728	1,721,097	1,390,437	1,209,707	68,254	235,829
GAS & OIL					1,308,113	1,827,989
VEHICLE MAINTENANCE					352,672	579,570
VEHICLE EXPENSE	New Category in FY 2011				1,660,785	2,407,559
MAINTENANCE	2,747,053	2,501,608	3,330,036	2,911,174	2,039,859	2,773,039
CONTRACTUAL SERVICES	8,819,971	8,126,627	9,915,626	9,064,213	8,638,812	12,715,347
SUPPLIES	1,914,143	1,902,481	2,421,882	2,204,646	1,453,163	2,177,615
INSURANCE (AUTO, LIABILITY, WC, ETC.)	2,434,449	2,787,738	3,083,142	1,290,895	2,241,889	In own cat.
RENT & UTILITIES	2,289,079	2,788,264	2,954,286	2,786,762	2,689,521	3,541,195
STATE SUPPORTED MEDICAID	2,697,485	2,291,540	0	0	Intercepted by State of NM	
SOLE COMMUNITY PROVIDER	6,892,874	9,235,435	9,684,900	4,789,734	6,945,035	2,109,007
INDIGENT CLAIMS	1,060,923	1,083,892	1,310,217	757,973	1,471,842	1,907,874
ALL OTHER COSTS	2,976,633	2,686,722	2,163,614	5,806,350	5,685,539	11,954,424
OTHER OPERATING COSTS	18,351,443	20,873,591	19,196,159	15,431,714	19,033,826	19,512,500
SUBSIDIES & PASS-THROUGH	New Category in FY 2010			40,000	47,744	580,000
INSURANCE PREMIUMS & DEDUCTIBLES	New Category in FY 2012					2,751,433
BUILDINGS & STRUCTURES	5,036,871	12,922,293	10,782,075	5,107,593	5,322,302	9,794,360
EQUIPMENT, VEHICLES, FURNITURE	2,203,467	1,613,001	1,340,261	1,607,987	2,942,600	3,270,545
LAND ACQUISITION	2,153,524	4,274,880	2,077,023	5,980,549	1,236,208	4,695,275
ROADS	2,540,568	17,593,063	31,092,777	45,607,387	20,788,790	20,001,346
COMPUTERS & SOFTWARE	146,458	1,014,195	873,377	528,540	279,682	122,444
OTHER CAPITAL PURCHASES	1,021,174	1,090,429	1,486,008	1,528,317	8,765,666	13,697,509
CAPITAL PURCHASES	13,102,062	38,507,861	47,651,521	60,360,373	39,335,248	51,581,479
PRINCIPAL PAYMENTS	7,878,684	7,641,915	10,364,731	8,935,000	22,890,000	10,936,304
INTEREST AND OTHER FEES	4,272,755	4,731,241	6,631,204	8,858,320	9,549,158	9,155,836
DEBT SERVICE	12,151,439	12,373,156	16,995,935	17,793,320	32,439,158	20,092,140
OPERATING TRANSFERS OUT	16,167,959	19,923,338	24,463,356	52,605,477	37,345,528	44,447,852
TOTAL CURRENT YEAR USES	115,666,138	155,902,592	180,814,879	218,065,018	195,543,684	218,272,900

Note that beginning in FY2009 State Supported Medicaid, which had been paid from the Indigent Fund 1/8th GRT, began being supported by a new GRT that was enacted. This GRT is intercepted by the State of New Mexico and is not distributed to Santa Fe County thus it is not included in the actual FY09 or FY 10 Sources or Uses. Beginning in FY 2011 the GRT was completely removed from the budget since the County expects the State to continue to intercept the tax before it is distributed. We estimate it will bring in about \$2.1M for the State in support of the Medicaid program.

Other changes include moving gas and oil expenses along with vehicle repair expenses to their own category called "vehicle expenses," beginning in FY 2011 and insurance and deductibles to their own category in FY 2012.



SANTA FE COUNTY
FISCAL YEAR 2012 BUDGET

FUND LEVEL SUMMARIES
CONSOLIDATED SOURCES AND USES
ALL FUNDS – ACTUAL EXPENSES ON A CASH BASIS



Santa Fe County permits encumbrances from a closing fiscal year to be carried over to a "Prior Year Budget" in the following fiscal year. The prior year expense budget, funded from cash carryover is separate from the current year expense budget that is presented in this document. When determining the cash position of a fund, prior year expense must be included in the calculation, while encumbrances are not included. The expenditure figures above are on a cash basis. Historical expense in the fund detail, however, is on an actual plus encumbrance basis.

PRIOR YEAR EXPENDITURES	2007	2008	2009	2010	2011	2012
ACCOUNT DESCRIPTION	ACTUAL EXPENSE	ACTUAL EXPENSE	ACTUAL EXPENSE	ACTUAL EXPENSE	ACTUAL EXPENSE	BUDGETED EXPENSE
SALARY & WAGES	0	0	0	0	0	0
EMPLOYEE BENEFITS	3,708	0	5,076	4,403	1,438	4,985
IN-STATE MILEAGE & LODGING	9,748	608	6,127	13,847	2,940	4,861
OUT-OF-STATE MILEAGE & LODGING	4,758	15,712	18,074	3,498	1,718	9,200
GAS & OIL	24,844	39,838	55,218	16,464	2,322	0
ALL OTHER	605	0	1,625	0	1,348	4,625
TRAVEL	39,955	56,158	81,044	33,809	8,328	18,686
VEHICLE EXPENSE						99,143
MAINTENANCE	234,962	283,732	476,314	623,406	120,910	534,004
CONTRACTUAL SERVICES	2,160,649	987,437	1,818,115	2,245,882	1,238,201	2,759,656
SUPPLIES	137,626	478,732	390,401	191,323	351,689	299,682
INSURANCE (AUTO, LIABILITY, WC, ETC.)	500	0	1,000	0	30,922	191,943
RENT & UTILITIES	43,515	103,962	124,370	123,948	94,060	351,573
STATE SUPPORTED MEDICAID	0	0	0	0		
SOLE COMMUNITY PROVIDER	0	0	0	0	0	1,207,829
INDIGENT CLAIMS	69,673	68,775	225,457	53,534	258,168	0
ALL OTHER COSTS	211,676	203,196	191,402	78,770	83,594	365,004
OTHER OPERATING COSTS	325,364	375,933	542,229	256,252	466,744	2,116,349
BUILDINGS & STRUCTURES	2,269,076	7,348,324	6,515,023	3,686,955	8,844,875	39,220,615
EQUIPMENT, VEHICLES, FURNITURE	1,143,975	1,301,904	1,169,684	660,476	404,417	1,271,035
LAND ACQUISITION	7,500	0	17,200	76,350	16,038	39,767
ROADS	748,148	1,855,183	3,391,624	14,432,012	4,799,167	15,913,390
COMPUTERS & SOFTWARE	132,260	287,983	718,310	341,837	30,688	503,933
OTHER CAPITAL PURCHASES	64,783	69,905	188,228	200,165	170,379	568,456
CAPITAL PURCHASES	4,365,742	10,863,299	12,000,069	19,397,795	14,265,564	57,517,196
DEBT SERVICE	0	0	0	0	0	0
OPERATING TRANSFER OUT	15,486	0	0	0	0	0
TOTAL PRIOR YEAR USES	7,283,492	13,045,291	15,313,248	22,752,870	16,452,874	63,349,701



SANTA FE COUNTY
FISCAL YEAR 2012 BUDGET

FUND LEVEL SUMMARIES
CONSOLIDATED SOURCES AND USES

ALL FUNDS – ACTUAL EXPENSES ON A CASH BASIS

SOURCES	2007 ACTUAL REVENUE	2008 ACTUAL REVENUE	2009 ACTUAL REVENUE	2010 ACTUAL REVENUE	2011 ACTUAL REVENUE	2012 BUDGETED REVENUE	11 BUD-10 ACT COMPARISON REVENUE
PROPERTY TAXES	42,228,098	46,960,004	51,519,072	54,817,990	58,695,578	55,048,784	(3,646,794)
GROSS RECEIPTS TAXES	34,717,161	45,509,343	43,571,062	38,956,214	41,714,187	40,558,000	(1,156,187)
ALL OTHER TAXES	2,347,712	2,362,703	2,202,704	2,297,799	2,232,145	2,101,300	(130,845)
TAXES	79,292,971	94,832,050	97,292,838	96,072,003	102,641,910	97,708,084	(4,933,826)
3RD PARTY HEALTH FUNDING	8,953,427	11,779,589	10,387,369	67,076	0	0	0
CARE OF PRISONERS	8,639,498	8,812,256	5,167,896	3,934,760	3,603,699	5,100,225	1,496,526
CHARGES FOR SERVICES	5,367,926	5,302,256	4,490,204	4,443,055	3,797,311	5,120,497	1,323,186
LICENSES, PERMITS AND FEES	602,112	514,902	706,405	869,491	1,652,132	1,542,377	(109,755)
TOTAL SERVICE RELATED REVENUE	23,562,963	26,409,003	20,751,874	9,314,381	9,053,142	11,763,099	2,709,957
INVESTMENT INCOME	7,012,519	8,482,549	5,977,826	4,094,752	2,366,887	1,909,167	(457,720)
BOND PROCEEDS	25,033,237	20,045,151	79,889,485	56,670,540	47,118,294	59,851,698	12,733,404
INVESTMENT/BORROWING RELATED REV.	32,045,756	28,527,700	85,867,311	60,765,292	49,485,181	61,760,865	12,275,684
STATE GRANTS & APPROPRIATIONS	6,515,630	10,375,729	9,514,288	11,197,154	13,409,276	10,057,533	(3,351,743)
FEDERAL GRANTS & SUBSIDIES	4,884,394	4,762,384	4,303,424	5,800,753	5,499,578	5,757,344	257,766
INTERGOVERNMENTAL GRANTS	0	0	50,000	372,523	282,270	0	(282,270)
JOINT POWERS AGREEMENTS	1,231,109	513,696	569,659	1,022,599	1,739,191	391,662	(1,347,529)
REVENUE FROM OTHER GOVERNMENTS	12,631,133	15,651,809	14,437,371	18,393,029	20,930,315	16,206,539	(4,723,776)
FINES & FORFEITURES	659,561	812,743	638,101	653,784	439,500	407,166	(32,334)
MISC. REVENUE	977,657	426,538	1,286,516	305,418	439,132	216,655	(222,477)
OTHER REVENUE	1,637,218	1,239,281	1,924,617	959,202	878,633	623,821	(254,812)
OPERATING TRANSFERS IN	16,183,446	19,923,339	27,697,075	52,605,477	37,345,527	44,447,852	7,102,325
CASH REQUIRED TO BALANCE BUDGET	(42,403,857)	(17,635,299)	(51,842,959)	2,708,504	(8,338,150)	49,112,341	57,450,491
TOTAL SOURCES	122,949,630	168,947,883	196,128,127	240,817,888	211,996,658	281,622,601	69,626,043
CURRENT YEAR EXPENDITURES	2007 ACTUAL EXPENSE	2008 ACTUAL EXPENSE	2009 ACTUAL EXPENSE	2010 ACTUAL EXPENSE	2011 ACTUAL EXPENSE	2012 BUDGETED EXPENSE	12 BUD-10ACT COMPARISON EXPENSE
SALARY & WAGES	30,176,223	36,599,636	40,455,461	41,113,122	38,809,453	42,035,875	3,226,422
EMPLOYEE BENEFITS	10,804,825	13,373,197	14,999,542	15,335,675	14,673,292	16,967,217	2,293,925
IN-STATE MILEAGE & LODGING	106,648	109,275	109,353	48,556	17,052	56,873	39,821
OUT-OF-STATE MILEAGE & LODGING	158,040	167,897	116,980	87,172	13,685	68,078	54,393
GAS & OIL	1,108,305	1,447,462	1,200,800	1,062,618	2,322	In own cat.	In own cat.
ALL OTHER	101,690	52,621	44,348	45,170	43,523	129,564	86,041
TRAVEL	1,474,683	1,777,255	1,471,481	1,243,516	76,582	254,515	180,255
GAS & OIL					1,308,113	1,927,132	616,697
VEHICLE MAINTENANCE					352,672	579,570	226,898
VEHICLE EXPENSE		New Category in FY 2011			1,660,785	2,506,702	843,595
MAINTENANCE	2,982,015	2,785,340	3,806,350	3,534,580	2,160,769	3,307,043	1,146,274
CONTRACTUAL SERVICES	10,980,620	9,114,064	11,733,741	11,310,095	9,877,013	15,475,003	5,597,990
SUPPLIES	2,051,769	2,381,213	2,812,283	2,395,969	1,804,852	2,477,297	672,445
INSURANCE (AUTO, LIABILITY, WC, ETC.)	2,434,949	2,787,738	3,084,142	1,290,895	2,272,811	In own cat.	In own cat.
RENT & UTILITIES	2,332,594	2,892,226	3,078,656	2,910,710	2,783,581	3,892,768	1,109,187
STATE SUPPORTED MEDICAID	2,697,485	2,291,540	0	0	Intercepted by State of New Mexico		
SOLE COMMUNITY PROVIDER	6,892,874	9,235,435	9,684,900	4,789,734	6,945,035	3,316,836	(3,628,199)
INDIGENT CLAIMS	1,130,596	1,152,667	1,535,674	811,507	1,730,010	1,907,874	177,864
ALL OTHER COSTS	3,188,309	2,889,918	2,355,016	5,885,120	5,769,133	12,319,428	6,550,295
OTHER OPERATING COSTS	18,676,807	21,249,524	19,738,388	15,687,966	19,500,570	21,436,906	4,209,147
SUBSIDIES & PASS-THROUGH		New Category in FY 2010			40,000	47,744	532,256
INSURANCE PREMIUMS & DEDUCTIBLES		New Category in FY 2012				2,943,376	670,565
BUILDINGS & STRUCTURES	7,305,947	20,270,617	17,297,098	8,794,548	14,167,177	49,014,975	34,847,798
EQUIPMENT, VEHICLES, FURNITURE	3,347,442	2,914,905	2,509,945	2,268,463	3,347,017	4,541,580	1,194,563
LAND ACQUISITION	2,161,024	4,274,880	2,094,223	6,056,899	1,252,246	4,735,042	3,482,796
ROADS	3,288,716	19,448,246	34,484,401	60,039,399	25,587,957	35,914,736	10,326,779
COMPUTERS & SOFTWARE	278,718	1,302,178	1,591,687	870,377	310,370	626,377	316,007
OTHER CAPITAL PURCHASES	1,085,957	1,160,334	1,674,236	1,728,482	8,936,045	14,265,965	5,329,920
CAPITAL PURCHASES	17,467,804	49,371,160	59,651,590	79,758,168	53,600,812	109,098,675	55,497,863
PRINCIPAL PAYMENTS	7,878,684	7,641,915	10,364,731	8,935,000	22,890,000	10,936,304	(11,953,696)
INTEREST AND OTHER FEES	4,272,755	4,731,241	6,631,204	8,858,320	9,549,158	9,155,836	(393,322)
DEBT SERVICE	12,151,439	12,373,156	16,995,935	17,793,320	32,439,158	20,092,140	(12,347,018)
OPERATING TRANSFERS OUT	16,183,445	19,923,338	24,463,356	52,605,477	37,345,528	44,447,852	7,102,324
TOTAL CURRENT YEAR USES	122,949,630	168,947,883	196,128,127	240,817,888	211,996,658	281,622,601	69,626,043

Uses above, equals the sum of current and prior year expenses on the previous pages. Cash required to balance budgeted expense in Fiscal Year 2012 is referred to as "Budgeted Cash" in other parts of this document.

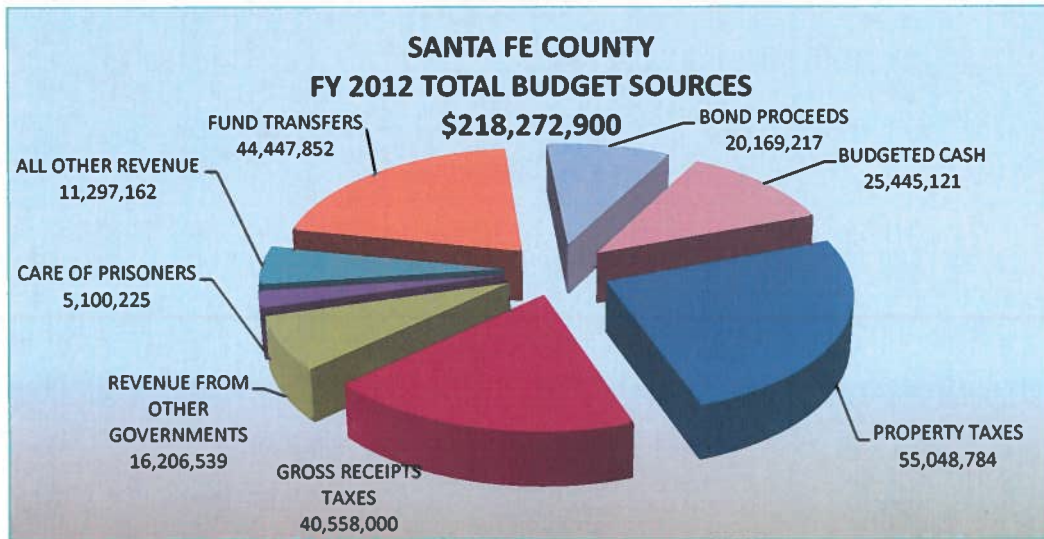


SANTA FE COUNTY
FISCAL YEAR 2012 BUDGET

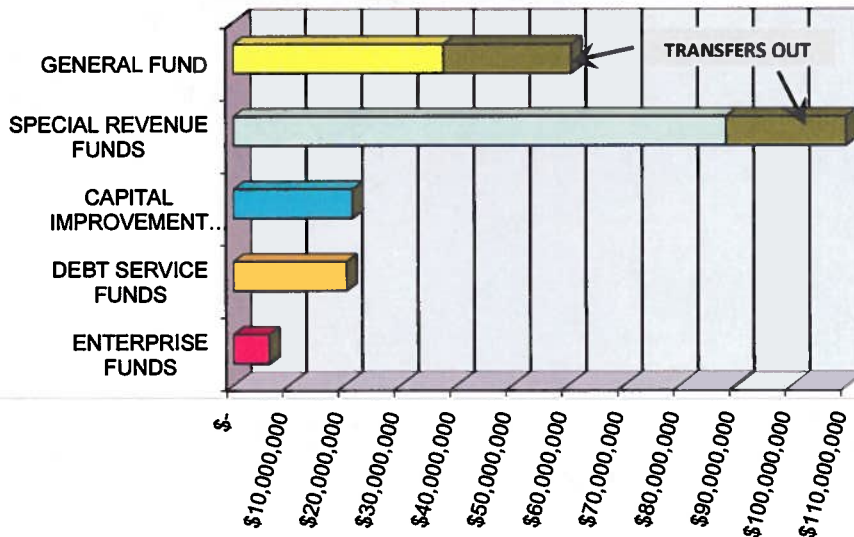
FUND LEVEL SUMMARIES
TOTAL BUDGET

TOTAL BY FUND TYPE – WITH AND WITHOUT TRANSFERS

	All Sources and Uses	Uses Less Fund Transfers Out
General Fund	60,516,890	37,632,263
Special Revenue Funds	109,733,746	88,170,521
Capital Improvement Funds	21,339,546	21,339,546
Debt Service Funds	20,257,140	20,257,140
Enterprise Funds	6,425,578	6,425,578
ALL FUNDS	218,272,900	173,825,048



SANTA FE COUNTY FUND - \$218,272,900

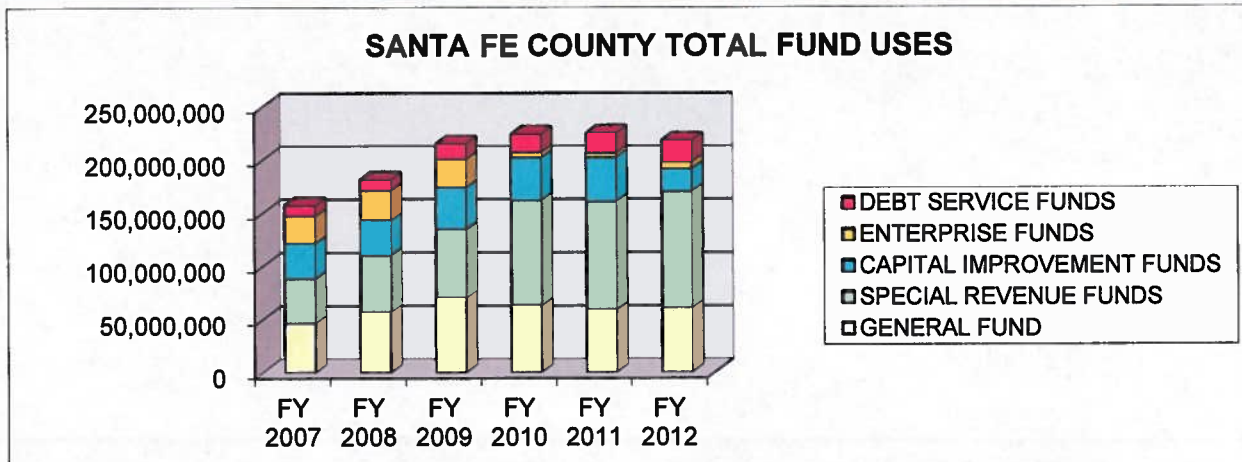




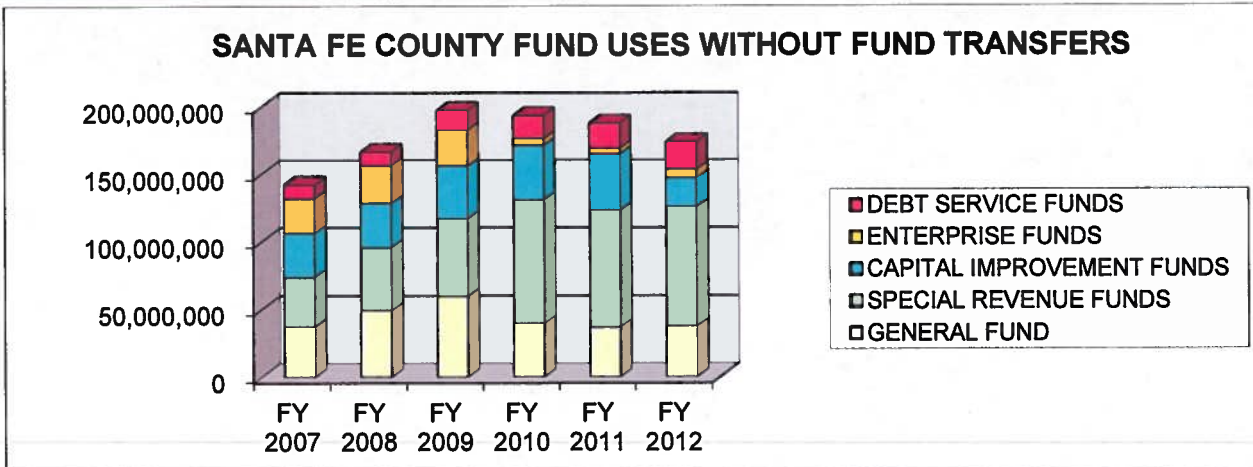
SANTA FE COUNTY
FISCAL YEAR 2012 BUDGET

FUND LEVEL SUMMARIES
TOTAL BUDGET
BUDGETED USES BY FUND TYPE

TOTAL BUDGET	FY 2007	FY 2008	FY 2009	FY 2010	FY 2011	FY 2012
GENERAL FUND	46,361,434	56,854,745	58,442,871	63,151,815	59,177,135	60,516,890
SPECIAL REVENUE FUNDS	42,144,812	53,580,667	54,875,213	98,558,303	101,518,461	109,733,746
CAPITAL IMPROVEMENT FUNDS	33,264,205	33,040,388	87,115,747	40,332,499	41,547,585	21,339,546
ENTERPRISE FUNDS	25,662,983	27,764,634	27,164,424	5,255,235	4,191,994	6,425,578
DEBT SERVICE FUNDS	9,900,695	10,123,402	16,995,935	17,006,332	18,723,995	20,257,140
TOTAL	157,334,129	181,363,836	244,594,190	224,304,184	225,159,170	218,272,900



WITHOUT FUND TRANSFERS	FY 2007	FY 2008	FY 2009	FY 2010	FY 2011	FY 2012
GENERAL FUND	37,483,060	49,498,703	40,341,119	39,887,421	36,988,798	37,632,263
SPECIAL REVENUE FUNDS	36,318,761	46,223,851	38,353,154	90,994,428	86,369,205	88,170,521
CAPITAL IMPROVEMENT FUNDS	32,849,677	33,040,388	36,571,193	40,332,499	41,547,585	21,339,546
ENTERPRISE FUNDS	25,662,983	27,764,634	24,109,581	5,255,235	4,191,994	6,425,578
DEBT SERVICE FUNDS	9,900,695	10,123,402	16,995,935	17,006,332	18,723,995	20,257,140
TOTAL	142,215,176	166,650,978	156,370,982	193,475,915	187,821,577	173,825,048



Beginning in FY 2010 the Corrections Department and the Sheriff's Office were classified as Special Revenue Funds resulting in a significant increase in that fund type and corresponding decreases in the Enterprise Funds and the General Fund types. The Corrections Department was previously recorded as an Enterprise Fund but was deemed ineligible to be considered an Enterprise Fund. The Sheriff's Office was previously a part of the General Fund but due to its significant grant funding it became more appropriately classified as a special revenue fund.